

2020-2021 CONSOLIDATED ANNUAL PERFORMANCE & EVALUATION REPORT (CAPER)

EXECUTIVE SUMMARY



**HOUSING AND COMMUNITY
DEVELOPMENT DIVISION**
525 EAST SOUTH STREET
ORLANDO, FL 32801



Table of Contents

EXECUTIVE SUMMARY	2
A. Community Development Block Grant (CDBG) Summary	5
Public Service Activities	6
CDBG Housing Activities	6
CDBG Capital Projects	7
CDBG General Administration and Planning	8
CDBG Program Income	8
B. Emergency Solutions Grant (ESG) Summary	9
C. CDBG-CV and ESG-CV Summary	11
D. HOME Investment Partnerships Program Summary	17
E. Other Grants Administered Summary	18
PUBLIC NOTICE	15
525 E. South Street, Orlando, Florida 32801.....	18
IDIS SYSTEM REPORTS	19
PR23 – CDBG Summary of Accomplishments – Program Year 2020	19
PR23 – HOME Summary of Accomplishments – Program Year 2020	19
PR25 – Status of CHDO Funds by Fiscal Year.....	19
PR26 – CDBG Financial Summary Report – Program Year 2020	19
PR26 – CDBG-CV Financial Summary Report – Program Year 2020	19
PR50 – CDBG Expenditure Report.....	19
PR50 – CDBG-CV Expenditure Report.....	19
PR50 – CDBG, CDBG-CV Expenditure Report	19
PR91 – ESG Financial Summary – Orange County, FL	19
PR91 – ESG-CV Financial Summary – Orange County, FL	19
SAGE – HMIS REPORTING REPOSITORY	20
HUD ESG-CV CAPER – Fifth Quarter Reporting (7/1/2021 to 9/30/2021)	20

ORANGE COUNTY
CONSOLIDATED ANNUAL PERFORMANCE AND EVALUATION REPORT
FISCAL YEAR 2020-2021
EXECUTIVE SUMMARY

The purpose of the 2020-2021 Consolidated Annual Performance and Evaluation Report (CAPER) is to serve as the evaluation tool used to assess Orange County's progress towards meeting the goals and objectives identified in the 2016-2020 Consolidated Plan. Please note that Orange County received a one-year extension for submittal of a new Five-Year Consolidated Plan. As a result, the County is still operating under FY 2016-2020 Consolidated Plan, and the Plan's identified goals and strategies still apply to all of the housing and community development activities being funded by the County.

On August 11, 2020, the Orange County Board of County Commissioners (BCC) approved the 2020-2021 Annual Action Plan. The approved Action Plan covered the period from October 1, 2020 through September 30, 2021 for the following grant programs and funding:

Community Development Block Grant (CDBG) Program	\$ 7,049,851
HOME Investment Partnership Program (HOME)	\$ 2,792,794
Emergency Solutions Grant (ESG) Program	\$ 587,025

In addition to these entitlement grant programs, Orange County was awarded supplemental federal funds to address a national public health emergency. On March 27, 2020, the Coronavirus Aid, Relief, and Economic Security Act (CARES Act) was signed into law making available supplemental Community Development Block Grant (CDBG-CV) and Emergency Solutions Grant (ESG-CV) funds to prevent, prepare for, and respond to the coronavirus pandemic (COVID-19). To date, three rounds of additional allocations took place, and Orange County received CDBG-CV1, ESG-CV1, ESG-2 and CDBG-CV3 awards during the 2020 calendar year. To incorporate these supplemental funds, the County processed two substantial amendments to FY 2019-2020 One-Year Action Plan. The amendments were done in June of 2020 and April of 2021, respectively.

Both substantial amendments incorporated supplemental funding received under the CARES Act and outlined a list of activities to be undertaken with those funds to prevent, prepare for, and respond to the coronavirus pandemic. The following funds were added to FY 2019-2020 Action Plan as a result of those amendments, for a total of \$19,344,469 in supplemental funds being added to FY 2019-2020 Annual Action Plan:

Community Development Block Grant (CDBG-CV1) Program	\$ 4,147,196
Emergency Solutions Grant (ESG-CV1) Program	\$ 2,024,224
Emergency Solutions Grant (ESG-CV2) Program	\$ 5,016,437
Community Development Block Grant (CDBG-CV3) Program	\$ 8,156,612

The 2020-2021 CAPER provides a summary of the activities, outcomes and financial expenditures that occurred during the 2020-2021 fiscal year. The 2020-2021 CAPER reports on the accomplishments completed during the fifth year of the 2016-2020 Consolidated Plan. Additionally, the 2020-2021 CAPER reports on projects and activities related to prevention, preparation for, and response to the coronavirus pandemic, which were implemented during Fiscal Year 2020-2021 with CDBG-CV and ESG-CV funds authorized by the CARES Act. The CAPER also serves as the means by which the County informs its citizens, the Department of Housing and Urban Development (HUD), and, through HUD, the United States Congress of progress towards achieving the goals identified in the Action Plan. Orange County's Citizen Participation Plan is the instrument used to encourage public participation in housing and community development activities. This process includes the publication of a public notice to inform citizens about the availability of the CAPER, and the date, time, and location of a public hearing to discuss the report and obtain comments and input.

The public notice for the 2020-2021 CAPER was published on November 28, 2021 in *Orlando Sentinel* (newspaper of general circulation), and it is also scheduled to be published in *La Prensa* (Spanish newspaper of general circulation) on December 2, 2021. Both public notices included an announcement of the public comment and review period beginning Tuesday, November 30, 2021, through Thursday, December 16, 2021. A draft version of the CAPER was made available at the Orange County Public Library, at the Orange County Housing and Community Development Division's office, and on the Orange County website. The public notices also included information about the CAPER public hearing scheduled to take place on December 15, 2021, at 6:00 p.m. at the County's Internal Operations Centre.

Citizens were encouraged to submit any questions, comments, or concerns in writing during the public comment period via e-mail to: Janna.Souvorova@ocfl.net or by mail to:

Housing and Community Development Division
Attn. CAPER Public Comments
525 E. South Street
Orlando, FL 32801

The CAPER is composed of two major components – the Narrative Statements and the Financial Reports generated by the HUD Integrated Disbursement and Information System (IDIS). The Narrative Statements focus on activities and related accomplishments attained during the third fiscal year covered under the 2016-2020 Consolidated Plan. The IDIS reports provide the financial data and disbursement information for all Consolidated Plan grants for the fiscal year 2020-2021. Additionally, this CAPER includes the latest ESG-CV report from the SAGE HMIS (Homeless Management Information System) Reporting Repository, where data on persons served with ESG and ESG-CV funds is uploaded by the providers.

The financial data and most of the programmatic data are collected through the IDIS system and reported to HUD in the narratives and tables included in the document. Orange County will submit the final version of the CAPER, including public comments, to HUD, on or before December 30, 2021, after the public comment period has ended.

A. Community Development Block Grant (CDBG) Summary

The Community Development Block Grant (CDBG) Program is designed to address the needs of low to moderate-income residents, prevent or eliminate slums or blight, and address urgent community needs. Orange County received a CDBG allocation of \$7,049,851 for the fiscal year 2020-2021, of which \$1,391,242 was allocated for capital improvement projects, \$3,191,994 to housing projects, \$1,056,645 to public services, with the remainder of the funds allocated to general administration of the grant and fair housing activities. CDBG expenditures in FY 2020-2021 totaled \$6,047,534.81, including expenditures from previous years' projects.

CDBG projects and activities funded and reported in the 2020-2021 CAPER include multi-year capital improvement and infrastructure projects, public service activities, housing activities, and administration. The number of persons assisted from all CDBG activities represents the total number of persons served by a capital improvement project, or for whom services and facilities were made available or accessible through all CDBG activities. With the exception of General Administration, one hundred percent (100%) of the activities implemented and funded from the CDBG program benefitted persons who were low- to moderate-income individuals and families.

FY 2020-2021: CDBG Expenditures by Activities

Type of CDBG Activity	Funded Amount	Drawn Amount*	% of CDBG Grant Drawn
Housing Rehabilitation	\$1,643,693.00	\$1,577,125.37	
Rental Housing Rehabilitation	\$1,098,301.00	\$949,490.34	
Housing Rehabilitation Administration	\$450,000.00	\$422,685.43	
Lead Based Paint Hazard Program	\$0	\$7,530.96	
Housing Subtotal	\$3,191,994.00	\$2,956,832.10	48.89%
Public Facilities and Improvements	\$1,391,242.00	\$1,217,743.24	20.14%
Public Services	\$1,056,645.00	\$928,652.13	15.36%
General Administration and Planning	\$1,409,970.00	\$944,307.34	15.61%
TOTAL	\$7,049,851.00	\$6,047,534.81	100.00%

Source: PR-26 CDBG Activity Summary for Program Year 2020 and PR-50 CDBG Expenditure Report, retrieved from IDIS on November 29, 2021

*Note: Includes expenditures from prior years' projects.

Public Service Activities

Public services funded under CDBG included case management for homeless individuals, shelter for victims of domestic violence and their families, subsidized childcare for working low-income families, mental health and substance abuse services for homeless and low-income persons, case management for low-income families going through a financial crisis, employment training and placement services for disabled individuals, and meal delivery service for low-income and disabled seniors, to name a few.

New public service agencies funded in FY 2020-2021 were IDignity, Inc. and The Lifeboat Project, Inc. IDignity, Inc. provided legal identification services for homeless and precariously housed low-income individuals, while The Lifeboat Project, Inc. offered case management and residential services for human trafficking survivors who are considered homeless in Orange County.

The total amount disbursed for public services is \$928,652.13, which includes payments made until November of 2021 for the grant year that ended September 30, 2021. The total amount obligated for public services represents close to 15% of the total grant amount. Overall, despite the effect of the COVID-19 pandemic and associated difficulties in the continuous provision of services and programs, approximately 1,974 low-income and homeless individuals were assisted with CDBG public services in FY 2020-2021.

CDBG Housing Activities

Housing activities funded under CDBG included housing rehabilitation services, rental housing rehabilitation, and housing administration. The total funding allocated for CDBG housing activities in FY 2020-2021 was \$3,191,994, and \$2,956,832.10 was drawn to date, to include expenditures from prior years' projects. In addition to CDBG-funded activities, housing rehabilitation staff also oversees homeowners' rehabilitation activities paid by other funding sources, including those funded under the HOME and State Housing Initiatives Partnership (SHIP) programs. A total of eighty-one (81) homeowners benefitted from minor and major repairs conducted as part of the Homeowner Housing Rehabilitation Program administered by the County staff. Additionally, although not funded in FY 2020-2021 Action Plan, a total of \$7,530.96 in prior year funds was spent on the Lead Based Paint Hazard Program, which includes such activities as testing and abatement.

There were two rental housing rehabilitation projects approved in FY 2020-2021 Action Plan, and one of them was completed. Additionally, three previously approved rental housing rehabilitation projects were completed, all of which are listed below:

- Catholic Charities of Central Florida, Inc. was awarded \$267,000 (FY 2019-20) to conduct Phase I of renovations at the *Monsignor Bishop Manor* apartment complex that provide affordable housing to low-income individuals and families. The renovations included replacement of roofs on seven (7) buildings.

- Catholic Charities of Central Florida, Inc. was also funded in the amount of \$105,675 (FY 2020-21) for the Phase II of renovations on the *Monsignor Bishop Manor*. The renovations included replacement of electrical panels in 143 units and updates to the security system.
- Grand Avenue Economic Community Development Corp. was awarded \$171,050 (FY 2019-20) for the *Maxwell Garden Safe Haven* project. Renovations included roof replacement on the facility that provides stable and safe housing to formerly chronically homeless individuals with disabilities.
- Grand Avenue Economic Community Development Corp. was funded in the amount of \$612,069 (FY 2019-20 funds and reprogrammed residual CDBG funds prior to FY 2018-19) to complete the first phase of renovations at the *Maxwell Terrace* apartment complex that provides affordable housing and services to very low-income and previously homeless individuals. The renovations included replacement of a lift station and connecting pipes. Phase I of the project had experienced significant implementation delays due to unforeseen circumstances and unexpected additional costs associated with project permitting through the City of Orlando and new requirements related to permitting.

In addition to the projects listed above, Orange County awarded a total of \$570,643 to Habitat for Humanity Greater Orlando and Osceola County, Inc. for a Roof Replacement Program to replace deteriorating roofs on homes owned by very low- and low-income households. In FY 2020-2021, a total of twenty (20) roofs were completed, and \$220,353 of the awarded funds expended; the program is still on-going.

CDBG Capital Projects

There were seven CDBG capital improvement projects approved in FY 2020-2021 Action Plan. All of the projects experienced implementation delays due to shortages of construction materials and labor and shipping delays caused by the COVID-19 pandemic. Two capital improvement projects approved in FY 2019-2020 Action Plan were completed during the 2020-2021 fiscal year. These projects include the following:

- Orange County Community Action Division was awarded \$700,000 (FY 2019-20) for Phase I of the Pine Hills Community Cultural Center. The first phase consisted of the internal renovations that will aid in the conversion of a former commercial shopping center into a multi-cultural and senior community center.
- United Cerebral Palsy of Central Florida, Inc. was funded in the amount of \$63,000 (FY 2019-20) to conduct ADA & accessibility improvements, to include construction of an ADA walkway and shaded pavilion, and addition of ADA-friendly playground elements to the agency's Pine Hills Campus facility that provides a variety of services to individuals with disabilities.

CDBG General Administration and Planning

Other activities under the CDBG program included general administration in the amount of \$1,409,970, which is subject to the 20% administration cap. A total of \$10,000 from the administration amount was designated for fair housing activities.

During FY 2020-2021, Orange County Housing and Community Development Division conducted various news interviews, radio talk shows, virtual panel discussions and webinars on the topic of fair housing. These activities were undertaken with the support of elected officials, non-profit organizations, community leaders and residents. The informational material discussed included fair housing discrimination, eviction diversion legal services, homelessness programs and domestic violence policies that protect the rights of survivors within housing. The discussions were covered in Spanish and English.

CDBG Program Income

According to the IDIS PR-26 report, \$30,785.37 in program income was reported for CDBG activities in FY 2020-2021.

B. Emergency Solutions Grant (ESG) Summary

In FY 2020-2021, the Emergency Solutions Grant (ESG) provided \$587,025 in funding for activities that included homeless emergency shelter operations (including shelter for victims of domestic violence), data collection, and homelessness prevention and rapid re-housing and stabilization services. The ESG program serves homeless individuals and families or those at risk of becoming homeless with incomes up to 30% of the Area's Median Income (AMI). It should be noted that, under the ESG program, income eligibility is based on the HUD income limits in effect at the time of income verification.

Shelter operation activities funded under the ESG program include essential services for homeless individuals and families. The shelter operation activity was funded in the amount of \$343,000 (just under 60% of the total ESG allocation for FY 2020-2021) with services being implemented by the following agencies: Coalition for the Homeless of Central Florida, Inc., Covenant House Florida, Inc., Family Promise of Greater Orlando, Inc., and Harbor House of Central Florida, Inc. A total of 936 homeless individuals, including adults and children, were assisted with shelter and related services.

In FY 2020-2021 Action Plan, Family Promise of Greater Orlando, Inc. was awarded \$80,000 in ESG funds to implement the homelessness prevention program. During the fiscal year, the agency assisted 42 households (129 individuals) with homelessness prevention services, to include short- and medium-term rental assistance and stabilization financial assistance, as well as housing stability case management.

Catholic Charities of Central Florida, Inc. was initially awarded \$100,000 to provide rapid re-housing services to qualified individuals and families. The agency was later awarded the remainder of FY 2019-2020 ESG funds, in the amount of \$60,000, for a total of \$160,000 in ESG funds. Those funds were previously awarded to The Salvation Army for homelessness prevention services, but remained unallocated as the agency decided not to proceed with the award. Catholic Charities of Central Florida, Inc. assisted 30 households (117 individuals) with rapid re-housing services in FY 2020-2021.

Additionally, Homeless Services Network of Central Florida, Inc., as a lead CoC agency, was awarded \$20,000 for administration and management of the Homeless Management Information System (HMIS). The remainder of FY 2020-2021 ESG funds, just under 7.5%, was used for administration of the ESG program, to include invoicing and monitoring of subrecipients for compliance.

The table below outlines ESG expenditures by activities being funded.

FY 2020-2021: ESG Program Expenditures by Activity

Activity Type	Funded Amount	Drawn Amount	% of ESG Grant Drawn
Shelter	\$343,000.00	\$332,473.45	54.64%
Rapid Re-Housing	\$100,000.00	\$92,888.17	15.82%
Homeless Prevention	\$80,000.00	\$46,802.57	7.97%
Data Collection (HMIS)	\$20,000.00	\$0.00	0.00%
Administration	\$44,025.00	\$43,834.85	7.47%
TOTAL	\$587,025.00	\$515,999.04	85.90%

Source: PR91 – ESG Financial Summary, retrieved from IDIS on November 29, 2021

Overall, Orange County remains one of the largest funders of homeless services in the region. The County used \$70,000 in general revenue funds for nine (9) units of bridge housing located on the Coalition for the Homeless of Central Florida, Inc. campus. Orange County also provided \$547,740 in funding to Grand Avenue Economic Community Development Corp. for 40 units of permanent supportive at the Maxwell Terrace complex, funding to Aspire Health Partners, Inc. for 22 units of transitional housing, and \$2.3M in funding to Homeless Services Network of Central Florida, Inc. to annually offer permanent supportive housing for 225 individuals.

Besides funding bridge housing, transitional housing, and permanent supportive housing units, the County allocates \$1.55M in general revenue funds annually for rapid re-housing of homeless families, and \$650,000 for the Diversion Program implemented by the Coalition for the Homeless of Central Florida, Inc. Additionally, the County contributes \$100,000 annually to cover operational expenses at the Samaritan Resource Center, a daily drop-in center for homeless individuals located in East Orange County. Finally, SHIP dollars in the amount of \$600,000 (\$300,000 per year over two years) have been awarded to the Coalition for the Homeless of Central Florida, Inc. for a pilot rapid re-housing program, which is currently in its second year.

C. CDBG-CV and ESG-CV Summary

In Spring of 2020, Orange County was informed of additional funding being authorized by the Coronavirus Aid, Relief, and Economic Security Act (CARES Act) to prevent, prepare for, and respond to the coronavirus (COVID-19) pandemic. The County received \$4,147,196 in CDBG-CV funds and \$2,024,224 in ESG-CV funds during the first round of allocations and was able to include applications for those funds into its annual Request for Applications process, which was on-going at that time. As a result, FY 2019-2020 Action Plan was amended to include additional projects and activities related to the COVID-19. The project administration subrecipient agreements for those services were executed by September of 2020, with the majority of agreements being retroactive to July 1, 2020.

The following projects and activities were approved under the CDBG-CV1 program.

- CDBG-CV1 Capital Improvement and Housing Projects** (\$51,276) – to cover health and safety improvements at affordable rental housing, to include *Maxwell Garden* and *Maxwell Terrace* apartment complexes that provide permanent housing to low-income and previously homeless individuals (Grand Avenue Economic Community Development Corp.) and *Tuscany at Aloma* apartment complex that provides affordable housing to low-income individuals and families (Winter Park Housing Authority).
- CDBG-CV1 Public Services** (\$3,266,481) – services for low- to moderate-income persons to prevent, prepare for and respond to coronavirus. The public service activities that have been planned in order to prepare for, prevent and respond to the COVID-19 pandemic included services for homeless individuals and families, services for individuals with disabilities, job preparation and placement services, rental assistance and wraparound services for low- to moderate-income individuals and families.

The table below shows a more detailed breakdown of approved activities and number of individuals served in each category through June 30, 2021, the end date of most subrecipient agreements for CDBG-CV1.

CDBG-CV1: Summary of Housing Projects and Public Services Activities

Approved Projects and Activities	Number of Beneficiaries
Capital Improvement and Housing Projects	
Grand Avenue Economic Community Development Corp. – health and safety improvements at Maxwell Garden and Maxwell Terrace	637
Winter Park Housing Authority – health and safety improvements at Tuscany at Aloma	178
TOTAL – capital improvement and housing projects	815

Public Services	
<i>Homeless services</i> – increased shelter and staffing needs at the emergency shelters and facilities for homeless persons	179
<i>Services for individuals with disabilities</i> – case management	35
<i>Rental assistance</i> – emergency rental assistance to help maintain housing stability of individuals and families affected by the pandemic	419
<i>Senior services</i> – to cover additional expenditures for in-home services and food preparation	188
<i>Job training and placement</i> – job readiness and training for individuals impacted by COVID-19	50
<i>Legal services/housing</i> – provision of legal clinics and legal housing services to individuals impacted by COVID-19	1,122
<i>Children services</i> – to cover additional expenditures related to the provision of affordable childcare as part of the COVID-19 response	72
<i>Wraparound services and food pantry</i> – to cover additional staffing needs at the food pantry facility and at the facility providing wraparound services to homeless and low- to moderate-income individuals	5,844
Total – public services	7,909

Source: Orange County Housing and Community Development Division, November 2021

Under the ESG-CV1 program, the following projects and activities were funded in FY 2019-2020 Action Plan in order to prepare for, prevent and respond to the COVID-19 pandemic. The County executed project administration subrecipient agreements for the homeless services under ESG-CV1 in September-October of 2020, with all agreements being retroactive to April 1, 2020.

- **Shelter operations** – Orange County provided \$907,665 to help address changes in operations and additional expenditures due to COVID-19 at the existing homeless shelter facilities. This funding was distributed among five agencies: Coalition for the Homeless of Central Florida, Inc., Covenant House Florida, Inc. (homeless youth shelter), Family Promise of Greater Orlando, Inc. (family shelter), Harbor House of Central Florida, Inc. (DV shelter), and the Southern Territorial Headquarters of the Salvation Army.
- **Homelessness prevention services** – The County funded Embrace Families Solutions, Inc. in the amount of \$395,208 to provide homelessness prevention services, to include financial assistance and case management, to eligible households who were at risk of becoming homeless due to COVID-19.
- **Rapid re-housing and stabilization services** – A total of \$477,459 in ESG-CV funding was allocated to Homeless Services Network of Central Florida, Inc. for rapid re-housing assistance for eligible individuals and families who have recently become homeless as a result of the COVID-19 pandemic.

The table below shows a breakdown of approved activities and number of individuals/households served in each category through September 30, 2021, the end date of subrecipient agreements for ESG-CV1.

ESG-CV1: Summary of Homeless Activities

Approved Projects and Activities	Number of Beneficiaries
<i>Shelter operations</i> – provision of emergency shelter to homeless men, women and children during the COVID-19 pandemic	4,234 persons*
<i>Homelessness prevention services</i> – provision of homelessness prevention services to qualified individuals and households whose housing stability has been affected by the COVID-19 pandemic	171 persons (45 households)
<i>Rapid re-housing services</i> – provision of rental and financial assistance and eligible homeless individual and households to aid them in being housed during COVID-19	163 persons (46 households)
Total – homeless services	4,568 persons

Source: Orange County Housing and Community Development Division, November 2021

*Note: Due to changed HUD reporting requirements, emergency shelters funded with federal dollars must report total number of individuals served with all funds (not just Orange County ESG-CV1)

Additional information on the persons served can be found in the HUD ESG-CV CAPER/Fifth Quarter Reporting and Cumulative Reporting (7/1/2021 to 9/30/2021), which is attached.

In addition to initial allocations, Orange County received ESG-CV2 award in the amount of \$5,016,437 and CDBG-CV3 award in the amount of \$8,156,612. The County issued a Request for Applications for COVID-19 related projects and activities in December of 2020. The proposals selected for funding were incorporated into FY 2019-2020 Annual Action Plan through the Second Substantial Amendment, which was approved by the Board of County Commissioners on April 13, 2021. Most of the project administration subrecipient agreements for projects and activities being funded as part of the second substantial amendment were executed in July of 2021.

The following projects are currently being funded with CDBG-CV3 dollars and on-going.

CDBG-CV3 Capital Improvement and Housing Projects – the planned activities include improvements to public facilities, health and safety improvements to affordable housing, and acquisition for affordable housing.

- Aspire Health Partners, Inc. is being awarded \$133,762 for an expanded dosing access and internal modifications. The funding will cover creation of an additional dosing room, pharmacy modifications, enlargement of the waiting area, and creating of a consultation room for private check-ins.

- Jewish Family Services of Greater Orlando, Inc. is being awarded \$35,000 to cover expansion of a pantry to create more functional workspace to better accommodate the increased volume of food assistance.
- Housing Authority of the City of Winter Park is awarded \$50,000 for health and safety improvements at various properties. The funding will cover maintenance sanitation station(s) and PPE.
- United Cerebral Palsy of Central Florida, Inc. is awarded \$125,000 to purchase and install a modular building on their Pine Hills campus to meet the need for services while allowing for social distancing.
- Additionally, Orange County has allocated \$2,559,476 in CDBG-CV3 funds for acquisition of real property for affordable housing for individuals and families affected by the COVID-19 pandemic, to include those who might be homeless or at risk of becoming homeless. No particular project has been selected yet; the application process is on-going.

The following **public service activities** have been planned with CDBG-CV3 funds in order to prepare for, prevent and respond to the COVID-19 pandemic:

- **Health care services:** Orange County provided a total of \$940,000 to Aspire Health Partners, Inc. and Health Care Center for the Homeless, Inc. to cover health services for homeless and low-income individuals affected by the COVID-19 pandemic. Services to be covered include detox services/beds, as well as vaccination clinics, testing, and outreach. Additionally, Hispanic Federation, Inc. is funded in the amount of \$75,000 for a grassroots education campaign about COVID-19 and vaccinations.
- **Job retention and placement:** Orange County allocated a total of \$220,000 to Grand Avenue Econ. Community Development Corp. and Hair in Motion of New York Apprenticeship Training Program, Inc. for job readiness, training, and placement services for individuals affected by the pandemic.
- **Legal services and counseling:** Orange County allocated a total of \$600,000 to Community Legal Services of Mid-Florida, Inc. and Legal Aid Society of Orange County Bar Association, Inc. for legal counseling on housing related issues and foreclosure mitigation services for households affected by COVID-19. Additionally, the County allocated \$200,000 to HANDS of Central Florida, Inc. for housing counseling services.
- **Housing stability services:** Orange County is funding six agencies in the total amount of \$317,457 to offer housing stability case management to low-income individuals and households affected by the pandemic, to include those with limited English proficiency. Funded agencies include Catholic Charities of Central Florida,

Inc., Hispanic Federation, Inc., Hope Community Center, Inc., Jewish Family Services of Greater Orlando, Inc., LGBT+ Center Orlando, Inc., and Zebra Coalition, Inc.

- **Homeless services:** Orange County provided a total of \$167,000 to Coalition for the Homeless of Central Florida, Inc. and Covenant House Florida, Inc. to cover increased shelter and staffing needs at the emergency shelters for homeless individuals and families, as well as job training and placement services for persons staying at the shelters and affected by the pandemic. Additionally, the County provided \$115,000 to Pathways Drop-In Center, Inc. (managed by Grand Avenue Economic Community Development Corp.) to assist with provision of services to homeless adults living with a serious mental illness and affected by COVID-19.
- **Services for individuals with disabilities:** Orange County allocated a total of \$411,500 to Life Concepts, Inc. and Primrose Center, Inc. to accommodate changes in operations and additional cleaning procedures at the facilities for persons with disabilities. Additionally, the County provided \$45,000 to Lighthouse Central Florida, Inc. to support changes in the program delivery for seniors with visual impairments.
- **Children services:** Orange County provided \$250,000 to Community Coordinated Care for Children, Inc. to cover additional supplies and expenditures related to the provision of affordable childcare as part of the COVID-19 response.
- **Food services:** Orange County provided \$76,915 to Catholic Charities of Central Florida, Inc. and Jewish Family Services of Greater Orlando, Inc. to cover additional staffing needs at the food pantry facilities that provide services to individuals and families affected by the pandemic.
- **Wraparound and identification services:** Orange County allocated \$190,000 to United Against Poverty, Inc. to provide wraparound services to homeless and low-to moderate-income individuals and families. Additionally, the County allocated \$64,180 to IDignity, Inc. to offer identification Services for low-income and homeless households impacted by COVID-19.

All of the services listed below are on-going, with subrecipient agreements ending during FY 2021-2022. A number of individuals served with CDBG-CV3 funds will be reported in the next CAPER. The remainder of CDBG-CV3 funds, approximately 20% of the allocation, is budgeted for Administration.

The following **homeless activities** have been planned with ESG-CV2 funds in order to prepare for, prevent and respond to the COVID-19 pandemic:

- **Shelter operations** – Orange County provided \$1,406,139 of the ESG-CV2 allocation for operation of emergency shelters. This funding is distributed among four agencies: Covenant House Florida, Inc.; Family Promise of Greater Orlando, Inc.; Homeless Services Network of Central Florida, Inc. (non-congregate shelter); and the Southern Territorial Headquarters of the Salvation Army.
- **Homelessness prevention services** – the County provided a total of \$1,050,000 to Catholic Charities of Central Florida, Inc. and Coalition for the Homeless of Central Florida, Inc. to offer homelessness prevention services to eligible households who are at risk of becoming homeless due to COVID-19.
- **Rapid re-housing and stabilization services** – a total of \$997,775 in ESG-CV2 funding is designated to Homeless Services Network of Central Florida, Inc. for rapid re-housing assistance.
- **Acquisition of real property/renovations** – Orange County budgeted \$1,060,880 for a potential property acquisition/renovation to offer temporary housing and shelter to homeless individuals and/or families affected by the COVID-19 pandemic. The proposals for such projects are being accepted on an on-going basis.
- **ESG Administration** – a total of \$501,643, or close to 10% of the total ESG-CV2 allocation, will be used for administration.

Most of the subrecipient agreements for the activities listed below have been executed, and the services are on-going, with the agreements end date of September 30, 2022. ESG-CV funds are subject to quarterly reporting requirements imposed by HUD, which include programmatic reporting and submittal of financial information related to the timely expenditure of funds. Such reporting is done through the HUD Sage HMIS Reporting Repository.

D. HOME Investment Partnerships Program Summary

Orange County received \$2,792,794 in HOME funds for the fiscal year 2020-2021. The HOME program requires a 25% match of the total grant amount minus administration, or a minimum of \$698,198.50. The State SHIP funds are generally used to provide the required match for the HOME program.

To date, activities funded under HOME in FY 2020-2021 totaled \$882,877, to include funding from previous years. HOME funds were primarily used for the tenant based rental assistance (TBRA) program. Under the TBRA program, rental subsidies were provided to 177 low-income seniors and individuals with disabilities. No HOME funds were expended in FY 2020-2021 on homeowner rehabilitation and/or rental housing rehabilitation.

The Homeowner Rehabilitation Program, administered by the Orange County Housing and Community Development Division, utilizes federal HOME and CDBG, and state SHIP dollars to provide rehabilitation services to low-income homeowners. In FY 2020-2021, the County spent a total of \$3,150,726.38 from various funding sources (\$1,610,090.37 in CDBG and \$1,540,636.01 in SHIP funds) to provide minor and major repairs to eighty-one (81) low-income homeowners. No HOME funds were expended by the Program.

The HOME program requires that jurisdictions commit a minimum of 15% of their HOME funds to projects conducted in collaboration with Community Housing Development Organizations (CHDOs). Jurisdictions have up to 24 months to commit funds to CHDO projects. The County has recently partnered with Central Florida HANDS, a certified CHDO, to construct an affordable home on a county-owned lot with FY 2017 HOME funds. However, due to COVID-19, this project has been delayed. The construction and project completion deadline were extended to November of 2022. Orange County did not award new funds to CHDO projects in FY 2020-2021, but plans to increase its CHDO activity. There are three newly certified CHDOs, and two new CHDO applications currently being processed. In September of 2021, the County opened a pre-application to solicit new CHDO projects. Four applications have been received for consideration.

FY 2020-2021: HOME Program Expenditures by Activity

Activity Type	Disbursed Amount	Units Completed	Units Occupied
Rentals	\$0	0	0
TBRA Families	\$882,877.00	177	177
Existing Homeowners	\$0	0	0
TOTAL	\$882,877.00	177	177

Source: HOME Summary of Accomplishments for Program Year 2021, retrieved from IDIS on November 29, 2021, and Housing and Community Development Division reporting

E. Other Grants Administered Summary

Other federal programs administered by the Orange County Housing and Community Development Division include two awards under the Neighborhood Stabilization Program (NSP-1 and NSP-3), the Section 8 Housing Choice Voucher Program, Mainstream Voucher Program, the Shelter Plus Care (SPC) Program, additional COVID-19 rental assistance funds, and a number of programs addressing affordable housing needs. Combined, these programs address a variety of housing priorities identified in the Consolidated Plan, as well as immediate needs associated with the COVID-19 pandemic.

Neighborhood Stabilization Program (NSP)

The NSP Program was created by the Housing and Economic Recovery Act of 2008 to allow for acquisition, demolition, rehabilitation and resale activities aimed to stabilize neighborhoods highly impacted by housing foreclosures. The County is currently gearing up for the NSP Program close-out, and no additional foreclosed properties are being purchased. The unspent entitlement funds and any program income are to be transferred to the CDBG program prior to the NSP program close-out.

Rental Assistance Programs

Orange County's Section 8 Housing Choice Voucher Program administers rental housing subsidies for low-income households. In FY 2020-2021, rental subsidies were provided to approximately 1,218 households, with additional 699 out-of-state vouchers serviced during this fiscal year, for a total of 1,917 vouchers serviced. Additionally, 64 veterans received subsidies under the Veterans Administration Supportive Housing (VASH) program. Orange County, through a partnership with a local CoC, also administers the Shelter Plus Care (SPC) program that provides rental subsidies to chronically homeless individuals with disabilities. A total of 80 clients were assisted in FY 2020-2021 under this program. The County has recently received funds as part of the Mainstream Voucher Program. Out of 65 vouchers allocated to the County, 50 vouchers have been leased up to date. The mainstream housing vouchers are targeted for non-elderly households with disabilities.

Affordable Housing – SHIP and Tax Credit Projects

The CAPER also reports on state and local contributions to affordable housing in Orange County. The most important local revenue source is the SHIP program that is utilized as a HOME Program match and used for housing rehabilitation, affordable rental housing development, housing counseling and affordable homeownership activities. The County has previously committed to providing a local contribution to a tax credit project, Madison Landing, a senior apartment complex that consists of 110 units. This project was recently completed and will have a grand opening in December of 2021. In FY 2020-2021, two other affordable rental projects, Madison Landing Phase II (96-unit senior housing) and Enclave at Lake Shadow (96-unit development), were awarded tax credits. Both projects are currently in the process of obtaining permits to begin construction.

Additionally, the SHIP program provided down payment assistance to a total of 27 households, despite the fact that the program was temporary closed for the most part of the fiscal year (program closed in August of 2020 and re-opened in June of 2021). Of those households served by the program, 2 were very low-income households, 23 were low-income households, and 2 were moderate-income households. With the maximum amount of assistance increased to \$35,000 (a minimum of \$15,000), the total amount of assistance provided to purchase homes in FY 2020-2021 was \$675,000.

Furthermore, Orange County utilized three non-profit credit counseling agencies – Central Florida HANDS of Central Florida, Inc., Consumer Credit Counseling Services of Maryland, Inc., and Housing and Education Alliance, Inc. – to provide pre-purchase counseling and homebuyer education trainings through the SHIP program to 900 individuals. The number of individuals who received counseling and homebuyer education trainings continued to be low due to the coronavirus pandemic and the fact that the Down Payment Assistance Program offered by Orange County was suspended for the most part of the year.

Another program funded with SHIP funds is the Impact Fee Subsidy Program. This program provides impact fee subsidies on certified affordable housing units – single-family/owner-occupied and rental units – to incentivize construction of affordable housing. In FY 2020-2021, a total of \$76,614 was expended to provide impact fee subsidies on five (5) ownership units for qualified households. The County has also completed a school and transportation impact fee waiver for the Durham Place apartment complex, which is a 100-unit permanent supportive housing development for previously homeless individuals and families.

Affordable Projects – General Revenue and Affordable Housing Trust Fund

In regards to locally funded affordable housing projects and activities, Orange County Housing and Community Division is in the process of conveying 27 county-owned properties to six non-profit agencies for the construction of up to 37 new, affordable “starter homes”. A total of up to \$555,000 (\$15,000/housing unit) from the County’s Affordable Housing Trust Fund (AHTF) will be allocated to assist these agencies with development costs. The properties are primarily located in low- to moderate-income communities, including Holden Heights, Pine Hills, South Apopka, and Mount Dora. All income-eligible homebuyers can also qualify for down payment assistance through Orange County’s SHIP program. An additional 15 parcels are being prepared for the next Request or Applications (RFA) cycle of this program for donation of county-owned properties for the construction of affordable housing.

Furthermore, the Orange County Board of County Commissioners approved the selection of four multi-family projects on September 14, 2021 as the result of a Request for

Proposals for Multi-Family Affordable Housing Development (RFP Y21-1046). These housing developments are expected to produce 525 affordable units with a total of \$129.1M in anticipated development costs. Orange County expects to award low-interest construction loans within a cumulative budget of \$13,180,000 as a result of the RFP. The AHTF Program is the source of funding for this award. The leverage for these four projects represents a 9:1 return of investment for Orange County.

Rental Assistance – COVID-19 Response

In 2020 and 2021, the County has also received a number of funds specifically designated to the COVID-19 response. In August of 2020, the Board of County Commissioners created the Orange County COVID-19 Eviction Diversion Program. This income-based program assisted Orange County's most vulnerable tenants who were in imminent danger of eviction due to COVID-19 and provided the property owner with an alternative to eviction. The Program, which accepted applications through the end of December 2020, was a partnership with the Orange County Bar Association, Community Legal Services of Mid-Florida, Inc. and other local legal assistance nonprofit agencies. The Program provided assistance to a total of 2,800 households in need of those services, with \$9,200,000 in total funds dispersed. Of those households, approximately 700 were served between October and December of 2020, and close to \$3M in program funds was expanded during the same timeframe.

Finally, in Spring of 2021, the County implemented an Emergency Rental Assistance program to provide financial assistance to tenants who are past-due on their rent as a result of financial hardships caused by the COVID-19 pandemic. The program is retroactive to April 1, 2020, and it provides up to 12 months of arrears for past-due rent and up to three-months of prospective rent (depending on the rental situation), not to exceed the program maximum of \$30,000 per household. Orange County has specific mechanisms in place to ensure that no duplication of services occur under the program. If discovered at a later date, any duplicative assistance is deducted from the program payment amount. To date, the program provided assistance to 1,678 eligible households, with a total of \$9,243,908 dispersed. The amount of assistance averages at \$5,508 per household.

The next table outlines the three main goals identified in the Orange County's 2016-2020 Consolidated Plan, associated objectives, primary funding sources, outcome indicators for each of the objectives, and accomplishments made to date.

Table 1: 2016-2020 Five Year Consolidated Goals, Objectives and Accomplishments

Goal Name: Provide Affordable Housing Goal Description: Collaborate with local and regional stakeholders on provision of affordable housing for low to moderate income households.					
Objectives	Category & Needs Addressed	Funding	Goal Outcome Indicator	Expected Five Year Total	Actual Number Served by FY
1.1 Preserve the existing supply of affordable housing units and ensure sustainable investments in affordable rental housing	<u>Category:</u> Affordable Housing Public Housing Homeless Non-Homeless Special Needs <u>Needs Addressed:</u> Affordable Housing Homelessness	CDBG HOME General Fund SHIP	Rental units rehabilitated	200 Household housing units	FY 2020 – 451
1.2 Support creation of new affordable housing units		General Fund HOME SHIP NSP	Rental units constructed	300 Household housing units	FY 2020 – 110
			Homeowner housing added	700 Household housing units	FY 2020 – 5
1.3 Continue housing rehabilitation efforts to support preservation and maintain quality of affordable owner-occupied housing units		CDBG HOME SHIP NSP	Homeowner housing rehabilitated	1,200 Household housing units	FY 2020 – 101
1.4 Expand the range of affordable housing choices and ensure access to affordable housing		HOME ESG	Tenant-based rental assistance (TBRA)	1,250 Households	FY 2020 – 177
1.5 Increase homeownership opportunities for low to moderate income households		SHIP	Direct financial assistance to homebuyers	600 Households	FY 2020 – 27

Table 1: 2016-2020 Five Year Consolidated Goals, Objectives and Accomplishments (cont.)

Goal Name: Enhance the Quality of Life Goal Description: Enhance the quality of life of low to moderate income residents through a variety of revitalization and sustainability efforts, and social and economic activities.					
Objectives	Category & Needs Addressed	Funding	Goal Outcome Indicator	Expected Five Year Total	Actual Number Served by FY
2.1 Support infrastructure improvements and community revitalization efforts in low to moderate income neighborhoods	<u>Category:</u> Non-Homeless Special Needs Non-Housing Community Development	CDBG	Public facility or infrastructure activities other than LMI housing benefit	5,000 Persons Assisted	FY 2020 – 178
			Public facility rehabilitated/constructed	10 Public facilities	FY 2020 – 2
			Jobs created/retained	200 Jobs	FY 2020 – 21
2.2 Prevent housing discrimination in our communities	<u>Needs Addressed:</u> Non-Housing Community Development Public Services	CDBG	Fair Housing training or technical assistance	500 Persons assisted	FY 2020 – 500
CDBG SHIP		Public service activities other than LMI housing benefit	7,000 Persons assisted	FY 2020 – 1,974	
		Public service activities for LMI housing benefit	1,500 Households assisted	FY 2020 – 900	
2.4 Continue to provide adequate access to quality public facilities for low to moderate income residents		CDBG	Buildings demolished	2 Buildings	FY 2020 – 0

Table 1: 2016-2020 Five Year Consolidated Goals, Objectives and Accomplishments (cont.)

Goal Name: Eliminate Homelessness					
Goal Description: Utilize a comprehensive strategy to eliminate and prevent homelessness.					
Objectives	Category & Needs Addressed	Funding	Goal Outcome Indicator	Expected Five Year Total	Actual Number Served by FY
3.1 Support activities to eliminate homelessness, particularly among literally homeless, families with children, and veterans	<u>Category:</u> Homeless <u>Needs Addressed:</u> Homelessness	ESG SHIP General Fund HUD-VASH Shelter Plus Care	Homeless person overnight shelter	2,000 Persons assisted	FY 2020 – 936
			Overnight/Emergency shelter/Transitional housing beds added	500 Beds	FY 2020 – 0
3.2 Expand activities that lead to permanent housing and stabilization of homeless households		ESG SHIP HOME HUD-VASH Shelter Plus Care	Public facility or infrastructure activities for LMI housing benefit	100 Households assisted	FY 2020 – 144
			Rapid Re-housing/Rental Assistance	500 Households assisted	FY 2020 – 81
3.3 Collaborate with the Continuum of Care (CoC) and other stakeholders to effectively share data and resources to improve delivery of homeless services		ESG	HMIS Training	10 Agencies assisted	FY 2020 – 5
3.4 Support activities that focus on preventing households from becoming homeless		ESG General Fund	Homelessness prevention	100 Persons assisted	FY 2020 – 129
			Housing for homeless added	200 Household housing units	FY 2020 – 0
			Housing for People with HIV/AIDS added	200 Household housing units	FY 2020 – 0

PUBLIC NOTICE

NOTICE OF PUBLIC HEARING AND PUBLIC COMMENT PERIOD TO ALL INTERESTED ORGANIZATIONS, AGENCIES AND PERSONS

ORANGE COUNTY HOUSING AND COMMUNITY DEVELOPMENT DIVISION
CONSOLIDATED ANNUAL PERFORMANCE AND EVALUATION REPORT

For Fiscal Year 2020-2021

Funding Opportunity Number: B20UC120003; M20UC120213; E20UC120003;
B20UW120003; E20UW120003

The Orange County Housing and Community Development Division will submit the 2020-2021 Consolidated Annual Performance and Evaluation Report (CAPER) to the United States Department of Housing and Urban Development (HUD) on or about December 31, 2021. The CAPER is an annual report of the projects and activities implemented with Community Development Block Grant (CDBG), HOME Investment Partnerships Program (HOME), Emergency Solutions Grant (ESG) and other federally funded programs administered by Orange County's Housing and Community Development Division during Fiscal Year that started on October 1, 2020 and ended on September 30, 2021. Additionally, the 2020-2021 CAPER reports on projects and activities related to prevention, preparation for, and response to the coronavirus pandemic, which were implemented during Fiscal Year 2020-2021 with CDBG-CV and ESG-CV funds authorized by the Coronavirus Aid, Relief, and Economic Security Act (CARES Act).

The draft CAPER will be available for review by the public from Tuesday, November 30, 2021, through Thursday, December 16, 2021 at the following link:

<http://www.ocfl.net/NeighborsHousing/CommunityDevelopment.aspx>. The draft document will also be available for review at the following locations: Orlando Public Library main branch, Community Relations Department, Third Floor, located at 101 East Central Boulevard, Orlando, Florida 32801; and at the Orange County Housing and Community Development Division's office located at 525 East South Street, Orlando, FL 32801.

A public hearing to receive citizen input on the CAPER will be conducted on Wednesday, December 15, 2021, at 6:00 p.m. at the Internal Operations Center, Largo Training Room, First Floor, located at 450 E. South Street, Orlando, Florida 32801. Comments about the CAPER may be submitted in writing during the public comment period via email to the attention of Janna Souvorova at Janna.Souvorova@ocfl.net, or by mail to:

Housing and Community Development Division
Attn: CAPER Public Comments
525 E. South Street, Orlando, Florida 32801

For more information or questions concerning the CAPER, please contact the Orange County Housing and Community Development Division at (407) 836-0963, or via e-mail to Janna.Souvorova@ocfl.net.

Section 286.0105, Florida Statutes states that if a person decides to appeal any decision made by a board, agency, or commission with respect to any matter considered at a meeting or hearing, he or she will need a record of the proceedings, and that, for such purpose, he may need to ensure that a verbatim record of the proceedings is made, which record includes the testimony and evidence upon which the appeal is to be based.

In accordance with the Americans with Disabilities Act (ADA), if any person with a disability as defined by the ADA needs special accommodation to participate in this proceeding, then not later than two business days prior to the proceeding, he or she should contact the Orange County Communications Division at (407) 836-5631.

Para mayor información en español, por favor llame al (407) 836-3111.
Pou plis enfòmasyon an Kreyòl, souple rele (407) 836-3111.



NOTICE OF PUBLIC HEARING AND PUBLIC COMMENT PERIOD TO ALL INTERESTED ORGANIZATIONS, AGENCIES AND PERSONS

ORANGE COUNTY HOUSING AND
COMMUNITY DEVELOPMENT DIVISION
CONSOLIDATED ANNUAL PERFORMANCE AND
EVALUATION REPORT

For Fiscal Year 2020-2021

Funding Opportunity Number: B20UC120003; M20UC120213;
E20UC120003; B20UW120003; E20UW120003

The Orange County Housing and Community Development Division will submit the 2020-2021 Consolidated Annual Performance and Evaluation Report (CAPER) to the United States Department of Housing and Urban Development (HUD) on or about December 31, 2021. The CAPER is an annual report of the projects and activities implemented with Community Development Block Grant (CDBG), HOME Investment Partnerships Program (HOME), Emergency Solutions Grant (ESG) and other federally funded programs administered by Orange County's Housing and Community Development Division during Fiscal Year that started on October 1, 2020 and ended on September 30, 2021. Additionally, the 2020-2021 CAPER reports on projects and activities related to prevention, preparation for, and response to the coronavirus pandemic, which were implemented during Fiscal Year 2020-2021 with CDBG-CV and ESG-CV funds authorized by the Coronavirus Aid, Relief, and Economic Security Act (CARES Act).

The draft CAPER will be available for review by the public from Tuesday, November 30, 2021, through Thursday, December 16, 2021 at the following link:

<http://www.ocfl.net/NeighborsHousing/CommunityDevelopment.aspx>

The draft document will also be available for review at the following locations: Orlando Public Library main branch, Community Relations Department, Third Floor, located at 101 East Central Boulevard, Orlando, Florida 32801; and at the Orange County Housing and Community Development Division's office located at 525 East South Street, Orlando, FL 32801.

A public hearing to receive citizen input on the CAPER will be conducted on Wednesday, December 15, 2021, at 6:00 p.m. at the Internal Operations Center, Largo Training Room, First Floor, located at 450 E. South Street, Orlando, Florida 32801. Comments about the CAPER may be submitted in writing during the public comment period via email to the attention of Janna Souvorova at Janna.Souvorova@ocfl.net, or by mail to:

Housing and Community Development Division
Attn: CAPER Public Comments
525 E. South Street, Orlando, Florida 32801

For more information or questions concerning the CAPER, please contact the Orange County Housing and Community Development Division at (407) 836-0963, or via e-mail to Janna.Souvorova@ocfl.net.

Section 286.0105, Florida Statutes states that if a person decides to appeal any decision made by a board, agency, or commission with respect to any matter considered at a meeting or hearing, he or she will need a record of the proceedings, and that, for such purpose, he may need to ensure that a verbatim record of the proceedings is made, which record includes the testimony and evidence upon which the appeal is to be based.

In accordance with the Americans with Disabilities Act (ADA), if any person with a disability as defined by the ADA needs special accommodation to participate in this proceeding, then not later than two business days prior to the proceeding, he or she should contact the Orange County Communications Division at (407) 836-5631.

Para mayor información en español, por favor llame al (407) 836-3111.
Pou plis enftmasyon an Kreyòl, souple rele (407) 836-3111.



**AVISO DE AUDIENCIA PÚBLICA Y
PERIODO DE COMENTARIOS PÚBLICOS
INFORME ANUAL CONSOLIDADO DE EVALUACIÓN Y DESEMPEÑO**
Año Fiscal 2020-2021, Número de Oportunidad de Fondos: B20UC120003; M20UC120213;
E20UC120003; B20UW120003; E20UW120003

La División de Vivienda y Desarrollo Comunitario del Condado de Orange presentará el Informe Anual Consolidado de Evaluación y Desempeño (CAPER por sus siglas en inglés) 2020-2021 al Departamento de Vivienda y Desarrollo Urbano (HUD) de los Estados Unidos aproximadamente el 31 de diciembre de 2021. El CAPER es un informe anual de los proyectos y actividades implementados con el Fondo de Subvención para el Desarrollo Comunitario (CDBG), Fondo de Subvención para Inversión y Colaboraciones de Vivienda (HOME), y el Fondo de Subvención para Soluciones de Emergencia (ESG) y otros programas subsidiados por el gobierno federal administrados por la División de Vivienda y Desarrollo Comunitario del Condado de Orange durante el año fiscal que comenzó el 1ero de octubre de 2020 y finalizó el 30 de septiembre de 2021. En adición, el CAPER 2020-2021 informará sobre proyectos y actividades relacionados con la prevención, preparación y respuesta a la pandemia de Coronavirus, implementados durante el año fiscal 2020-2021 con fondos CDBG-CV y ESG-CV, autorizados por la Ley de Ayuda y Seguridad Económica Coronavirus (Ley CARES).

El borrador del CAPER estará disponible para revisión del público desde el martes, 30 de noviembre de 2021 hasta el jueves, 16 de diciembre de 2021, por el enlace: <http://www.ocfl.net/NeighborsHousing/CommunityDevelopment.aspx>. El borrador también estará disponible en la Biblioteca Pública de Orlando, Departamento de Relaciones Comunitarias, tercer piso, en el 101 East Central Boulevard, Orlando, Florida, 32801, y en la Oficina de la División de Vivienda y Desarrollo Comunitario del Condado Orange, ubicada en el 525 East South Street, Orlando, Florida, 32801.

El miércoles 15 de diciembre de 2021 a las 6:00 p.m. se llevará a cabo una audiencia pública para recibir los comentarios de los ciudadanos sobre el CAPER en el Centro de Operaciones Internas, Largo Room, primer piso, en el 450 E. South Street, Orlando, Florida 32801. Los comentarios pueden enviarse por escrito durante el período de comentarios públicos por correo electrónico a la atención de Janna Souvorova a: Janna.Souvorova@ocfl.net, o por correo a:

Housing and Community Development Division
Attn: CAPER Public Comments
525 E. South Street, Orlando, Florida 32801

Para obtener más información o para hacer preguntas sobre el CAPER, comuníquese con la División de Vivienda y Desarrollo Comunitario del Condado de Orange al (407) 836-0963, o por correo electrónico a Janna.Souvorova@ocfl.net.

La sección 286.0105, de los Estatutos de la Florida declara que si una persona decide apelar cualquier decisión hecha por la junta, agencia o comisión con respecto a cualquier tema considerado en una reunión o audiencia, esa persona necesitará un registro de los procedimientos, y a tal fin, debe asegurar que se realice el acta literal de los procesos y que dicha acta incluya el testimonio y la prueba en la que se basa la apelación.

Conforme a la Ley para Americanos con Discapacidad (ADA por sus siglas en inglés), si una persona con una discapacidad, según lo define ADA, necesita arreglos especiales para participar en este proceso, no más tarde de dos días hábiles antes del proceso, esta persona debe ponerse en contacto con la División de Comunicaciones del Orange County al (407) 836-5631. Para más información en español, por favor llame al (407) 836-5631. Para mayor información en español, por favor llame al (407) 836-3111.



IDIS SYSTEM REPORTS

PR23 – CDBG Summary of Accomplishments – Program Year 2020

PR23 – HOME Summary of Accomplishments – Program Year 2020

PR25 – Status of CHDO Funds by Fiscal Year

PR26 – CDBG Financial Summary Report – Program Year 2020

PR26 – CDBG-CV Financial Summary Report – Program Year 2020

PR50 – CDBG Expenditure Report

PR50 – CDBG-CV Expenditure Report

PR50 – CDBG, CDBG-CV Expenditure Report

PR91 – ESG Financial Summary – Orange County, FL

PR91 – ESG-CV Financial Summary – Orange County, FL



ORANGE COUNTY

Count of CDBG Activities with Disbursements by Activity Group & Matrix Code

Activity Group	Activity Category	Open Count	Open Activities Disbursed	Completed Count	Completed Activities	Program Year Count	Total Activities Disbursed
Housing	Rehab; Single-Unit Residential (14A)	18	\$576,410.50	22	\$1,000,714.87	40	\$1,577,125.37
	Rehab; Multi-Unit Residential (14B)	2	\$139,681.30	4	\$809,809.04	6	\$949,490.34
	Rehabilitation Administration (14H)	2	\$422,685.43	2	\$0.00	4	\$422,685.43
	Lead-Based/Lead Hazard Test/Abate	1	\$7,530.96	1	\$0.00	2	\$7,530.96
	Total Housing	23	\$1,146,308.19	29	\$1,810,523.91	52	\$2,956,832.10
Public Facilities and Improvements	Facility for Persons with Disabilities	0	\$0.00	1	\$382,020.00	1	\$382,020.00
	Homeless Facilities (not operating costs)	1	\$0.00	2	\$0.00	3	\$0.00
	Neighborhood Facilities (03E)	5	\$713,000.00	1	\$37,690.50	6	\$750,690.50
	Flood Drainage Improvements (03I)	1	\$19,930.77	0	\$0.00	1	\$19,930.77
	Street Improvements (03K)	1	\$2,101.97	0	\$0.00	1	\$2,101.97
	Sidewalks (03L)	0	\$0.00	1	\$0.00	1	\$0.00
	Child Care Centers (03M)	0	\$0.00	1	\$63,000.00	1	\$63,000.00
	Total Public Facilities and Improvements	8	\$735,032.74	6	\$482,710.50	14	\$1,217,743.24
	Public Services	Operating Costs of Homeless/AIDS	5	\$516,966.60	3	\$68,320.95	8
Senior Services (05A)		1	\$106,669.24	3	\$162,879.72	4	\$269,548.96
Services for Persons with Disabilities		4	\$149,009.19	5	\$71,825.46	9	\$220,834.65
Legal Services (05C)		2	\$216,292.90	1	\$20,000.00	3	\$236,292.90
Youth Services (05D)		1	\$26,120.54	1	\$0.00	2	\$26,120.54
Substance Abuse Services (05F)		1	\$59,790.71	1	\$0.00	2	\$59,790.71
Services for victims of domestic violence		1	\$32,597.69	1	\$0.00	2	\$32,597.69
Employment Training (05H)		3	\$76,809.45	2	\$19,450.00	5	\$96,259.45
Child Care Services (05L)		3	\$328,457.32	2	\$16,129.31	5	\$344,586.63
Health Services (05M)		1	\$31,576.36	1	\$8,894.75	2	\$40,471.11
Subsistence Payment (05Q)		2	\$890,166.85	1	\$0.00	3	\$890,166.85
Food Banks (05W)		0	\$0.00	1	\$35,000.00	1	\$35,000.00
Housing Information and Referral		2	\$190,001.08	1	\$0.00	3	\$190,001.08
Other Public Services Not Listed in 05A-05W		2	\$193,416.64	3	\$51,550.66	5	\$244,967.30
Total Public Services		28	\$2,817,874.57	26	\$454,050.85	54	\$3,271,925.42
General Administration and Planning		General Program Administration (21A)	5	\$1,210,549.50	2	\$0.00	7
	Total General Administration and Planning	5	\$1,210,549.50	2	\$0.00	7	\$1,210,549.50
Grand Total		64	\$5,909,765.00	63	\$2,747,285.26	127	\$8,657,050.26

CDBG Sum of Actual Accomplishments by Activity Group and Accomplishment Type

Activity Group	Matrix Code	Accomplishment Type	Program Year		Totals
			Open Count	Completed Count	
Housing	Rehab; Single-Unit Residential (14A)	Housing Units	21	22	43
	Rehab; Multi-Unit Residential (14B)	Housing Units	2	1,365	1,367
	Rehabilitation Administration (14H)	Housing Units	2	2	4
	Lead-Based/Lead Hazard Test/Abate (14I)	Housing Units	0	10	10
	Total Housing		25	1,399	1,424
Public Facilities and Improvements	Facility for Persons with Disabilities (03B)	Public Facilities	0	24	24
	Homeless Facilities (not operating costs) (03C)	Public Facilities	0	262	262
	Neighborhood Facilities (03E)	Public Facilities	0	1,685	1,685
	Flood Drainage Improvements (03I)	Public Facilities	0	0	0
	Street Improvements (03K)	Persons	439	0	439
	Sidewalks (03L)	Persons	0	2,505	2,505
	Child Care Centers (03M)	Public Facilities	0	178	178
Total Public Facilities and Improvements		439	4,654	5,093	
Public Services	Operating Costs of Homeless/AIDS Patients	Persons	262	113	375
	Senior Services (05A)	Persons	99	315	414
	Services for Persons with Disabilities (05B)	Persons	162	180	342
	Legal Services (05C)	Persons	1,222	93	1,315
	Youth Services (05D)	Persons	13	39	52
	Substance Abuse Services (05F)	Persons	5	2	7
	Services for victims of domestic violence, dating	Persons	243	229	472
	Employment Training (05H)	Persons	31	977	1,008
	Child Care Services (05L)	Persons	906	745	1,651
	Health Services (05M)	Persons	176	229	405
	Subsistence Payment (05Q)	Persons	367	33	400
	Food Banks (05W)	Persons	0	491	491
	Housing Information and Referral Services (05X)	Persons	140	136	276
	Other Public Services Not Listed in 05A-05Y, 03T	Households	80	0	80
	Total Public Services	Persons	5,366	6,005	11,371
Grand Total		9,536	15,640	25,176	

CDBG Beneficiaries by Racial / Ethnic Category

Housing-Non Housing	Race	Total Hispanic		Total Households	Total Hispanic Households
		Total Persons	Persons		
Housing	White	0	0	404	219
	Black/African American	0	0	1,011	6
	Asian	0	0	1	0
	Native Hawaiian/Other Pacific Islander	0	0	1	1
	Black/African American & White	0	0	1	0
	Other multi-racial	0	0	8	4
	Total Housing	0	0	1,426	230
Non Housing	White	1,568	736	0	0
		3,179	1,403	0	0
	Black/African American	2,346	175	0	0
		3,592	221	0	0
	Asian	30	2	0	0
		146	5	1	1
	American Indian/Alaskan Native	9	2	0	0
		39	9	9	0
	Native Hawaiian/Other Pacific Islander	11	6	0	0
		19	5	0	0
	American Indian/Alaskan Native & White	2	0	0	0
		2	1	0	0
	Black/African American & White	13	2	0	0
		5	2	70	70
	Amer. Indian/Alaskan Native & Black/African	3	1	0	0
	Other multi-racial	303	118	0	0
	1,621	1,144	0	0	
Total Non Housing	12,888	3,832	80	71	
Grand Total	White	1,568	736	404	219
		3,179	1,403	0	0
	Black/African American	2,346	175	1,011	6
		3,592	221	0	0
	Asian	30	2	1	0
		146	5	1	1
	American Indian/Alaskan Native	9	2	0	0
		39	9	9	0
	Native Hawaiian/Other Pacific Islander	11	6	1	1
		19	5	0	0
	American Indian/Alaskan Native & White	2	0	0	0
		2	1	0	0
	Black/African American & White	13	2	1	0
		5	2	70	70
	Amer. Indian/Alaskan Native & Black/African	3	1	0	0
	Other multi-racial	303	118	8	4
		1,621	1,144	0	0
Total Grand Total	12,888	3,832	1,506	301	

CDBG Beneficiaries by Income Category

Housing-Non Housing	Income Levels	Owner Occupied		Renter Occupied	Persons
		Persons	Persons		
Housing	Extremely Low (<=30%)		1,313	0	0
	Low (>30% and <=50%)		68	0	0
	Mod (>50% and <=80%)		0	0	0
	Total Low-Mod		1,381	0	0
	Non Low-Mod (>80%)		0	0	0
	Total Beneficiaries		1,381	0	0
Non Housing	Extremely Low (<=30%)		0	0	1,070
			0	0	6,320
	Low (>30% and <=50%)		0	0	937
			0	0	2,195
	Mod (>50% and <=80%)		0	0	24
			0	0	91
	Total Low-Mod		0	0	2,031
	Non Low-Mod (>80%)		0	0	8,606
		0	0	0	
Total Beneficiaries		0	0	2,031	
		0	0	8,606	



Program Year: 2020
 Start Date 01-Oct-2020 - End Date 30-Sep-2021
ORANGE COUNTY
Home Disbursements and Unit Completions

Activity Type	Disbursed Amount	Units Completed	Units Occupied
TBRA Families	\$882,877.00	177	177
Total, Rentals and TBRA	\$882,877.00	177	177
Grand Total	\$882,877.00	177	177

Home Unit Completions by Percent of Area Median Income

Activity Type					Units Completed	
	0% - 30%	31% - 50%	51% - 60%	Total 0% - 60%	Total 0% - 80%	
TBRA Families	73	101	3	177	177	
Total, Rentals and TBRA	73	101	3	177	177	
Grand Total	73	101	3	177	177	

Home Unit Reported As Vacant

Activity Type	Reported as Vacant
TBRA Families	0
Total, Rentals and TBRA	0
Grand Total	0

Home Unit Completions by Racial / Ethnic Category

	TBRA Families		Total, Rentals and TBRA		Grand Total	
	Units	Units	Units	Units	Units	Units
White	98	68	98	68	98	68
Black/African American	78	1	78	1	78	1
Asian	1	0	1	0	1	0
Total	177	69	177	69	177	69



U.S. Department of Housing and Urban Development
 Office of Community Planning and Development
 Integrated Disbursement and Information System
 PR 25 - Status of CHDO Funds by Fiscal Year Report
 ORANGE COUNTY, FL

DATE: 11-29-21
 TIME: 12:39
 PAGE: 1

Funds Not Subgranted To CHDOS

Fiscal Year	Fund Type	Balance to Reserve
2020	CHDO OPERATING EXPENSES CO	\$139,609.60
Total For 2020 Funds (CR+CC+CL)		\$0.00
Total For 2020 Funds (CO)		\$139,609.60

Funds Not Subgranted To CHDOS

Fiscal Year	Fund Type	Balance to Reserve
2019	CHDO OPERATING EXPENSES CO	\$128,250.35
Total For 2019 Funds (CR+CC+CL)		\$0.00
Total For 2019 Funds (CO)		\$128,250.35

Funds Not Subgranted To CHDOS

Fiscal Year	Fund Type	Balance to Reserve
2017	CHDO RESERVE CR	\$7,135.30
Total For 2017 Funds (CR+CC+CL)		\$7,135.30
Total For 2017 Funds (CO)		\$0.00

Funds Subgranted To CHDOS

Fiscal Year	CHDO Name	Fund Type	Amount Reserved	Amount Committed	Balance to Commit	% Committed Reserved	Amount Disbursed	% Disbursed Committed
2016	CENTRAL FLORIDA H.A.N.D.S.	CR	\$54,585.40	\$54,585.40	-	100.0%	\$0.00	0.0%
	ORLANDO NEIGHBORHOOD	CR	\$231,399.80	\$231,399.80	-	100.0%	\$231,399.80	100.0%
Fund Type Total for 2016		CR	\$285,985.20	\$285,985.20	\$0.00	100.0%	\$231,399.80	80.9%
Total For 2016 Funds (CR+CC+CL)			\$285,985.20					
Total For 2016 Funds (CO)			\$0.00					

Funds Subgranted To CHDOS

Fiscal Year	CHDO Name	Fund Type	Amount Reserved	Amount Committed	Balance to Commit	% Committed Reserved	Amount Disbursed	% Disbursed Committed
2015	ORLANDO NEIGHBORHOOD	CR	\$268,600.20	\$268,600.20	-	100.0%	\$268,600.20	100.0%
Fund Type Total for 2015		CR	\$268,600.20	\$268,600.20	\$0.00	100.0%	\$268,600.20	100.0%
Total For 2015 Funds (CR+CC+CL)			\$268,600.20					
Total For 2015 Funds (CO)			\$0.00					

Funds Subgranted To CHDOS

Fiscal Year	CHDO Name	Fund Type	Amount Reserved	Amount Committed	Balance to Commit	% Committed Reserved	Amount Disbursed	% Disbursed Committed
2010	CENTRAL FLORIDA H.A.N.D.S.	CR	\$619,985.41	\$619,985.41	-	100.0%	\$619,985.41	100.0%
Fund Type Total for 2010		CR	\$619,985.41	\$619,985.41	\$0.00	100.0%	\$619,985.41	100.0%
Total For 2010 Funds (CR+CC+CL)			\$619,985.20					
Total For 2010 Funds (CO)			\$0.00					

Funds Subgranted To CHDOS

Fiscal Year	CHDO Name	Fund Type	Amount Reserved	Amount Committed	Balance to Commit	% Committed Reserved	Amount Disbursed	% Disbursed Committed
2009	CENTRAL FLORIDA H.A.N.D.S.	CR	\$620,000.00	\$620,000.00	-	100.0%	\$620,000.00	100.0%
Fund Type Total for 2009		CR	\$620,000.00	\$620,000.00	\$0.00	100.0%	\$620,000.00	100.0%
Total For 2009 Funds (CR+CC+CL)			\$620,000.00					
Total For 2009 Funds (CO)			\$0.00					

Funds Subgranted To CHDOS

Fiscal Year	CHDO Name	Fund Type	Amount Reserved	Amount Committed	Balance to Commit	% Committed Reserved	Amount Disbursed	% Disbursed Committed
2007	ORLANDO NEIGHBORHOOD	CR	\$1,000,000.00	\$1,000,000.00	-	100.0%	\$1,000,000.00	100.0%
Fund Type Total for 2007		CR	\$1,000,000.00	\$1,000,000.00	\$0.00	100.0%	\$1,000,000.00	100.0%
Total For 2007 Funds (CR+CC+CL)			\$1,000,000.00					
Total For 2007 Funds (CO)			\$0.00					

Funds Subgranted To CHDOS

Fiscal Year	CHDO Name	Fund Type	Amount Reserved	Amount Committed	Balance to Commit	% Committed Reserved	Amount Disbursed	% Disbursed Committed
2004	ORLANDO NEIGHBORHOOD	CR	\$600,000.00	\$600,000.00	-	100.0%	\$600,000.00	100.0%
Fund Type Total for 2004		CR	\$600,000.00	\$600,000.00	\$0.00	100.0%	\$600,000.00	100.0%
Total For 2004 Funds (CR+CC+CL)			\$600,000.00					
Total For 2004 Funds (CO)			\$0.00					

Funds Subgranted To CHDOS

Fiscal Year	CHDO Name	Fund Type	Amount Reserved	Amount Committed	Balance to Commit	% Committed Reserved	Amount Disbursed	% Disbursed Committed
-------------	-----------	-----------	-----------------	------------------	-------------------	----------------------	------------------	-----------------------

2002	ORLANDO NEIGHBORHOOD	CR	\$1,299,210.00	\$1,299,210.00	-	100.0%	\$1,299,210.00	100.0%
	Fund Type Total for 2002	CR	\$1,299,210.00	\$1,299,210.00	\$0.00	100.0%	\$1,299,210.00	100.0%
Total For 2002 Funds (CR+CC+CL)			\$1,299,210.					
Total For 2002 Funds (CO)			\$0.					
Funds Subgranted To CHDOS					Balance	%		%
			Amount	Amount	to	Committed	Amount	Disbursed
Fiscal Year	CHDO Name	Fund Type	Reserved	Committed	Commit	Reserved	Disbursed	Committed
2001	CENTRAL FLORIDA H.A.N.D.S.	CR	\$1,200,790.00	\$1,200,790.00	-	100.0%	\$1,200,790.00	100.0%
	Fund Type Total for 2001	CR	\$1,200,790.00	\$1,200,790.00	\$0.00	100.0%	\$1,200,790.00	100.0%
Total For 2001 Funds (CR+CC+CL)			\$1,200,790.					
Total For 2001 Funds (CO)			\$0.					
Funds Subgranted To CHDOS					Balance	%		%
			Amount	Amount	to	Committed	Amount	Disbursed
Fiscal Year	CHDO Name	Fund Type	Reserved	Committed	Commit	Reserved	Disbursed	Committed
2000	ORLANDO NEIGHBORHOOD	CR	\$1,000,000.00	\$1,000,000.00	-	100.0%	\$1,000,000.00	100.0%
	Fund Type Total for 2000	CR	\$1,000,000.00	\$1,000,000.00	\$0.00	100.0%	\$1,000,000.00	100.0%
Total For 2000 Funds (CR+CC+CL)			\$1,000,000.					
Total For 2000 Funds (CO)			\$0.					
Funds Subgranted To CHDOS					Balance	%		%
			Amount	Amount	to	Committed	Amount	Disbursed
Fiscal Year	CHDO Name	Fund Type	Reserved	Committed	Commit	Reserved	Disbursed	Committed
1999	GRAND AVENUE ECONOMIC	CR	\$800,000.00	\$800,000.00	-	100.0%	\$800,000.00	100.0%
	HOMES IN PARTNERSHIP	CR	\$692,000.00	\$692,000.00	-	100.0%	\$692,000.00	100.0%
	Fund Type Total for 1999	CR	\$1,492,000.00	\$1,492,000.00	\$0.00	100.0%	\$1,492,000.00	100.0%
Total For 1999 Funds (CR+CC+CL)			\$1,492,000.					
Total For 1999 Funds (CO)			\$0.					
Funds Subgranted To CHDOS					Balance	%		%
			Amount	Amount	to	Committed	Amount	Disbursed
Fiscal Year	CHDO Name	Fund Type	Reserved	Committed	Commit	Reserved	Disbursed	Committed
1998	ORLANDO NEIGHBORHOOD	CR	\$500,000.00	\$500,000.00	-	100.0%	\$500,000.00	100.0%
	Fund Type Total for 1998	CR	\$500,000.00	\$500,000.00	\$0.00	100.0%	\$500,000.00	100.0%
Total For 1998 Funds (CR+CC+CL)			\$500,000.					
Total For 1998 Funds (CO)			\$0.					
Funds Subgranted To CHDOS					Balance	%		%
			Amount	Amount	to	Committed	Amount	Disbursed
Fiscal Year	CHDO Name	Fund Type	Reserved	Committed	Commit	Reserved	Disbursed	Committed
1997	ORLANDO NEIGHBORHOOD	CR	\$888,250.00	\$888,250.00	-	100.0%	\$888,250.00	100.0%
	Fund Type Total for 1997	CR	\$888,250.00	\$888,250.00	\$0.00	100.0%	\$888,250.00	100.0%
Total For 1997 Funds (CR+CC+CL)			\$888,250.					
Total For 1997 Funds (CO)			\$0.					
Funds Subgranted To CHDOS					Balance	%		%
			Amount	Amount	to	Committed	Amount	Disbursed
Fiscal Year	CHDO Name	Fund Type	Reserved	Committed	Commit	Reserved	Disbursed	Committed
1996	GRAND AVENUE ECONOMIC	CR	\$260,000.00	\$260,000.00	-	100.0%	\$260,000.00	100.0%
	Fund Type Total for 1996	CR	\$260,000.00	\$260,000.00	\$0.00	100.0%	\$260,000.00	100.0%
Total For 1996 Funds (CR+CC+CL)			\$260,000.					
Total For 1996 Funds (CO)			\$0.					
Funds Subgranted To CHDOS					Balance	%		%
			Amount	Amount	to	Committed	Amount	Disbursed
Fiscal Year	CHDO Name	Fund Type	Reserved	Committed	Commit	Reserved	Disbursed	Committed
1995	ORLANDO NEIGHBORHOOD	CR	\$601,609.00	\$601,609.00	-	100.0%	\$601,609.00	100.0%
	Fund Type Total for 1995	CR	\$601,609.00	\$601,609.00	\$0.00	100.0%	\$601,609.00	100.0%
Total For 1995 Funds (CR+CC+CL)			\$601,609.					
Total For 1995 Funds (CO)			\$0.					
Funds Subgranted To CHDOS					Balance	%		%
			Amount	Amount	to	Committed	Amount	Disbursed
Fiscal Year	CHDO Name	Fund Type	Reserved	Committed	Commit	Reserved	Disbursed	Committed
1994	ORLANDO NEIGHBORHOOD	CR	\$209,850.00	\$209,850.00	-	100.0%	\$209,850.00	100.0%
	Fund Type Total for 1994	CR	\$209,850.00	\$209,850.00	\$0.00	100.0%	\$209,850.00	100.0%
Total For 1994 Funds (CR+CC+CL)			\$209,850.					
Total For 1994 Funds (CO)			\$0.					
Funds Subgranted To CHDOS					Balance	%		%
			Amount	Amount	to	Committed	Amount	Disbursed
Fiscal Year	CHDO Name	Fund Type	Reserved	Committed	Commit	Reserved	Disbursed	Committed
1993	CENTRAL FLORIDA H.A.N.D.S.	CR	\$455,775.84	\$455,775.84	-	100.0%	\$455,775.84	100.0%
	Fund Type Total for 1993	CR	\$455,775.84	\$455,775.84	\$0.00	100.0%	\$455,775.84	100.0%
Total For 1993 Funds (CR+CC+CL)			\$455,775.					
Total For 1993 Funds (CO)			\$0.					
Funds Subgranted To CHDOS					Balance	%		%
			Amount	Amount	to	Committed	Amount	Disbursed
Fiscal Year	CHDO Name	Fund Type	Reserved	Committed	Commit	Reserved	Disbursed	Committed
1992	CENTRAL FLORIDA H.A.N.D.S.	CR	\$604,250.00	\$604,250.00	-	100.0%	\$604,250.00	100.0%
	Fund Type Total for 1992	CR	\$604,250.00	\$604,250.00	\$0.00	100.0%	\$604,250.00	100.0%

Total For 1992 Funds (CR+CC+CL)	\$604,250.
Total For 1992 Funds (CO)	\$0.
<hr/>	
Total For All Years (Subgranted to CHDOS)	\$11,906,305.
Total For All Years (Not Subgranted to CHDOS)	\$274,995.
Grand Total	<u>\$12,181,300.</u>



PART I: SUMMARY OF CDBG RESOURCES

01 UNEXPENDED CDBG FUNDS AT END OF PREVIOUS PROGRAM YEAR	0.00
02 ENTITLEMENT GRANT	7,048,777.00
03 SURPLUS URBAN RENEWAL	0.00
04 SECTION 108 GUARANTEED LOAN FUNDS	0.00
05 CURRENT YEAR PROGRAM INCOME	30,785.37
05a CURRENT YEAR SECTION 108 PROGRAM INCOME (FOR SI TYPE)	0.00
06 FUNDS RETURNED TO THE LINE-OF-CREDIT	1,096,915.99
06a FUNDS RETURNED TO THE LOCAL CDBG ACCOUNT	0.00
07 ADJUSTMENT TO COMPUTE TOTAL AVAILABLE	0.00
08 TOTAL AVAILABLE (SUM, LINES 01-07)	8,176,478.36

PART II: SUMMARY OF CDBG EXPENDITURES

09 DISBURSEMENTS OTHER THAN SECTION 108 REPAYMENTS AND PLANNING/ADMINISTRATION	5,103,227.47
10 ADJUSTMENT TO COMPUTE TOTAL AMOUNT SUBJECT TO LOW/MOD BENEFIT	0.00
11 AMOUNT SUBJECT TO LOW/MOD BENEFIT (LINE 09 + LINE 10)	5,103,227.47
12 DISBURSED IN IDIS FOR PLANNING/ADMINISTRATION	944,307.34
13 DISBURSED IN IDIS FOR SECTION 108 REPAYMENTS	0.00
14 ADJUSTMENT TO COMPUTE TOTAL EXPENDITURES	0.00
15 TOTAL EXPENDITURES (SUM, LINES 11-14)	6,047,534.81
16 UNEXPENDED BALANCE (LINE 08 - LINE 15)	2,128,943.55

PART III: LOWMOD BENEFIT THIS REPORTING PERIOD

17 EXPENDED FOR LOW/MOD HOUSING IN SPECIAL AREAS	0.00
18 EXPENDED FOR LOW/MOD MULTI-UNIT HOUSING	0.00
19 DISBURSED FOR OTHER LOW/MOD ACTIVITIES	4,153,737.13
20 ADJUSTMENT TO COMPUTE TOTAL LOW/MOD CREDIT	0.00
21 TOTAL LOW/MOD CREDIT (SUM, LINES 17-20)	4,153,737.13
22 PERCENT LOW/MOD CREDIT (LINE 21/LINE 11)	81.39%

LOW/MOD BENEFIT FOR MULTI-YEAR CERTIFICATIONS

23 PROGRAM YEARS(PY) COVERED IN CERTIFICATION	PY: PY: PY:
24 CUMULATIVE NET EXPENDITURES SUBJECT TO LOW/MOD BENEFIT CALCULATION	0.00
25 CUMULATIVE EXPENDITURES BENEFITING LOW/MOD PERSONS	0.00
26 PERCENT BENEFIT TO LOW/MOD PERSONS (LINE 25/LINE 24)	0.00%

PART IV: PUBLIC SERVICE (PS) CAP CALCULATIONS

27 DISBURSED IN IDIS FOR PUBLIC SERVICES	928,652.13
28 PS UNLIQUIDATED OBLIGATIONS AT END OF CURRENT PROGRAM YEAR	0.00
29 PS UNLIQUIDATED OBLIGATIONS AT END OF PREVIOUS PROGRAM YEAR	0.00
30 ADJUSTMENT TO COMPUTE TOTAL PS OBLIGATIONS	0.00
31 TOTAL PS OBLIGATIONS (LINE 27 + LINE 28 - LINE 29 + LINE 30)	928,652.13
32 ENTITLEMENT GRANT	7,048,777.00
33 PRIOR YEAR PROGRAM INCOME	0.00
34 ADJUSTMENT TO COMPUTE TOTAL SUBJECT TO PS CAP	0.00
35 TOTAL SUBJECT TO PS CAP (SUM, LINES 32-34)	7,048,777.00
36 PERCENT FUNDS OBLIGATED FOR PS ACTIVITIES (LINE 31/LINE 35)	13.17%

PART V: PLANNING AND ADMINISTRATION (PA) CAP

37 DISBURSED IN IDIS FOR PLANNING/ADMINISTRATION	944,307.34
38 PA UNLIQUIDATED OBLIGATIONS AT END OF CURRENT PROGRAM YEAR	0.00
39 PA UNLIQUIDATED OBLIGATIONS AT END OF PREVIOUS PROGRAM YEAR	0.00
40 ADJUSTMENT TO COMPUTE TOTAL PA OBLIGATIONS	0.00
41 TOTAL PA OBLIGATIONS (LINE 37 + LINE 38 - LINE 39 +LINE 40)	944,307.34
42 ENTITLEMENT GRANT	7,048,777.00
43 CURRENT YEAR PROGRAM INCOME	30,785.37
44 ADJUSTMENT TO COMPUTE TOTAL SUBJECT TO PA CAP	0.00
45 TOTAL SUBJECT TO PA CAP (SUM, LINES 42-44)	7,079,562.37
46 PERCENT FUNDS OBLIGATED FOR PA ACTIVITIES (LINE 41/LINE 45)	13.34%

LINE 17 DETAIL: ACTIVITIES TO CONSIDER IN DETERMINING THE AMOUNT TO ENTER ON LINE 17

Report returned no data.

LINE 18 DETAIL: ACTIVITIES TO CONSIDER IN DETERMINING THE AMOUNT TO ENTER ON LINE 18

Plan Year	IDIS Project	IDIS	Activity	Activity Name	Matrix Code	National Objective	Drawn Amount
2018	1	4063		2018 CIP Grand Ave Economic Community Development -Maxwell Terrace	14B	LMH	\$598,370.40
2019	1	4320		2019 CIP Grand Ave Maxwell Gardens Safe Heaven	14B	LMH	\$180,594.63
2019	1	4321		2019 CIP Catholic Charities of Central FL Monsignor Bishop Manor	14B	LMH	\$162,714.50
2019	1	4542		2019 CIP Habitat for Humanity of Greater Orlando - Roof Replacement	14B	LMH	\$139,681.30
2020	5	4614		2020 CIP Catholic Charities of Central FL (Monsignor Bishop Phase II)	14B	LMH	\$105,675.00
Total					14B	Matrix Code	\$1,187,035.83
							\$1,187,035.83

LINE 19 DETAIL: ACTIVITIES INCLUDED IN THE COMPUTATION OF LINE 19

Plan Year	IDIS Project	IDIS Activity	Voucher Number	Activity Name	Matrix Code	National Objective	Drawn Amount
2019	1	4440	6466875	2019 CIP Life Concepts Laurel Hill	03B	LMC	\$168,237.00
2019	1	4440	6518638	2019 CIP Life Concepts Laurel Hill	03B	LMC	\$80,000.00
2019	1	4440	6520777	2019 CIP Life Concepts Laurel Hill	03B	LMC	(\$168,237.00)
2019	1	4440	6522589	2019 CIP Life Concepts Laurel Hill	03B	LMC	\$168,237.00
2019	1	4440	6535211	2019 CIP Life Concepts Laurel Hill	03B	LMC	\$133,783.00
					03B	Matrix Code	\$382,020.00
2019	1	4322	6432262	2019 CIP HOPE Community Center	03E	LMA	\$37,690.50
2019	1	4322	6520777	2019 CIP HOPE Community Center	03E	LMA	(\$37,690.50)
2019	1	4322	6522571	2019 CIP HOPE Community Center	03E	LMA	\$37,690.50
2019	1	4424	6454635	2019 CIP Orange County Community Action (Pine Hills Cultural Center Phase I)	03E	LMA	\$271,906.05
2019	1	4424	6454637	2019 CIP Orange County Community Action (Pine Hills Cultural Center Phase I)	03E	LMA	\$316,659.79
2019	1	4424	6462161	2019 CIP Orange County Community Action (Pine Hills Cultural Center Phase I)	03E	LMA	\$111,434.16
2020	5	4612	6542974	2020 CIP Hope Community Center (Phase II)	03E	LMA	\$13,000.00
					03E	Matrix Code	\$750,690.50
2012	2	3512	6425798	CIP-Holden Heights Phase IV Relocation Rental Assistance	03I	LMA	\$1,100.00
2012	2	3512	6425804	CIP-Holden Heights Phase IV Relocation Rental Assistance	03I	LMA	\$915.83
2012	2	3512	6425809	CIP-Holden Heights Phase IV Relocation Rental Assistance	03I	LMA	\$613.49
2012	2	3512	6433224	CIP-Holden Heights Phase IV Relocation Rental Assistance	03I	LMA	\$1,100.00
2012	2	3512	6433230	CIP-Holden Heights Phase IV Relocation Rental Assistance	03I	LMA	\$915.83
2012	2	3512	6433243	CIP-Holden Heights Phase IV Relocation Rental Assistance	03I	LMA	\$613.49
2012	2	3512	6444878	CIP-Holden Heights Phase IV Relocation Rental Assistance	03I	LMA	\$1,100.00
2012	2	3512	6444881	CIP-Holden Heights Phase IV Relocation Rental Assistance	03I	LMA	\$915.83
2012	2	3512	6444884	CIP-Holden Heights Phase IV Relocation Rental Assistance	03I	LMA	\$613.49
2012	2	3512	6450863	CIP-Holden Heights Phase IV Relocation Rental Assistance	03I	LMA	\$1,100.00
2012	2	3512	6450890	CIP-Holden Heights Phase IV Relocation Rental Assistance	03I	LMA	\$915.83
2012	2	3512	6450910	CIP-Holden Heights Phase IV Relocation Rental Assistance	03I	LMA	\$613.49
2012	2	3512	6462868	CIP-Holden Heights Phase IV Relocation Rental Assistance	03I	LMA	\$1,100.00
2012	2	3512	6462888	CIP-Holden Heights Phase IV Relocation Rental Assistance	03I	LMA	\$613.49
2012	2	3512	6475881	CIP-Holden Heights Phase IV Relocation Rental Assistance	03I	LMA	\$1,100.00
2012	2	3512	6475884	CIP-Holden Heights Phase IV Relocation Rental Assistance	03I	LMA	\$613.49
2012	2	3512	6485034	CIP-Holden Heights Phase IV Relocation Rental Assistance	03I	LMA	\$1,100.00
2012	2	3512	6496580	CIP-Holden Heights Phase IV Relocation Rental Assistance	03I	LMA	\$1,100.00
2012	2	3512	6508814	CIP-Holden Heights Phase IV Relocation Rental Assistance	03I	LMA	\$1,100.00
2012	2	3512	6519938	CIP-Holden Heights Phase IV Relocation Rental Assistance	03I	LMA	\$486.51
2012	2	3512	6532482	CIP-Holden Heights Phase IV Relocation Rental Assistance	03I	LMA	\$1,100.00
2012	2	3512	6546389	CIP-Holden Heights Phase IV Relocation Rental Assistance	03I	LMA	\$1,100.00
					03I	Matrix Code	\$19,930.77
2012	2	3032	6523202	CIP-Holden Heights Phase IV (FY 12-13)	03K	LMA	\$2,101.97
					03K	Matrix Code	\$2,101.97
2019	1	4323	6441685	2019 CIP United Cerebral Palsy of Central FL	03M	LMC	\$9,450.00
2019	1	4323	6466820	2019 CIP United Cerebral Palsy of Central FL	03M	LMC	\$13,450.00
2019	1	4323	6466832	2019 CIP United Cerebral Palsy of Central FL	03M	LMC	\$40,100.00
2019	1	4323	6520777	2019 CIP United Cerebral Palsy of Central FL	03M	LMC	(\$40,100.00)
2019	1	4323	6522577	2019 CIP United Cerebral Palsy of Central FL	03M	LMC	\$40,100.00
					03M	Matrix Code	\$63,000.00
2019	6	4154	6459605	2019 PS Coalition for the Homeless of Central Fl	03T	LMC	\$5,379.95
2020	9	4458	6468262	2020 PS Coalition for the Homeless of Central Fl	03T	LMC	\$4,166.67
2020	9	4458	6468269	2020 PS Coalition for the Homeless of Central Fl	03T	LMC	\$4,166.67
2020	9	4458	6468271	2020 PS Coalition for the Homeless of Central Fl	03T	LMC	\$4,583.34
2020	9	4458	6490969	2020 PS Coalition for the Homeless of Central Fl	03T	LMC	\$4,166.67
2020	9	4458	6511525	2020 PS Coalition for the Homeless of Central Fl	03T	LMC	\$5,307.50
2020	9	4458	6511572	2020 PS Coalition for the Homeless of Central Fl	03T	LMC	\$4,945.66
2020	9	4458	6532851	2020 PS Coalition for the Homeless of Central Fl	03T	LMC	\$5,408.02
2020	9	4458	6553394	2020 PS Coalition for the Homeless of Central Fl	03T	LMC	\$3,504.84
2020	9	4458	6553397	2020 PS Coalition for the Homeless of Central Fl	03T	LMC	\$3,430.63
2020	9	4458	6554886	2020 PS Coalition for the Homeless of Central Fl	03T	LMC	\$3,456.35
2020	9	4461	6467490	2020 PS Covenant House	03T	LMC	\$4,299.80
2020	9	4461	6475177	2020 PS Covenant House	03T	LMC	\$5,014.64
2020	9	4461	6478018	2020 PS Covenant House	03T	LMC	\$6,058.44
2020	9	4461	6502124	2020 PS Covenant House	03T	LMC	\$4,931.80
2020	9	4461	6502128	2020 PS Covenant House	03T	LMC	\$5,321.34
2020	9	4461	6503948	2020 PS Covenant House	03T	LMC	\$647.60
2020	9	4461	6553720	2020 PS Covenant House	03T	LMC	\$5,177.30
2020	9	4461	6557457	2020 PS Covenant House	03T	LMC	\$3,549.08
2020	9	4474	6534970	2020 PS The Lifeboat Project	03T	LMC	\$3,252.30
2020	9	4474	6535034	2020 PS The Lifeboat Project	03T	LMC	\$3,812.30
2020	9	4474	6535058	2020 PS The Lifeboat Project	03T	LMC	\$5,718.45
2020	9	4474	6535138	2020 PS The Lifeboat Project	03T	LMC	\$2,692.30
2020	9	4474	6535584	2020 PS The Lifeboat Project	03T	LMC	\$4,372.30
2020	9	4474	6536974	2020 PS The Lifeboat Project	03T	LMC	\$2,240.00
2020	9	4474	6537028	2020 PS The Lifeboat Project	03T	LMC	\$2,240.00
2020	9	4474	6555904	2020 PS The Lifeboat Project	03T	LMC	\$3,432.35
					03T	Matrix Code	\$111,276.30
2019	6	4156	6438210	2019 PS Consumer Credit Counseling Service	05A	LMC	\$3,622.46
2019	6	4168	6434228	2019 PS Seniors First	05A	LMC	\$9,877.22

2019	6	4168	6446139	2019 PS Seniors First	05A	LMC	\$10,032.14
2019	6	4168	6455518	2019 PS Seniors First	05A	LMC	\$10,986.56
2020	9	4472	6468579	2020 PS Seniors First	05A	LMC	\$10,553.15
2020	9	4472	6474744	2020 PS Seniors First	05A	LMC	\$12,648.17
2020	9	4472	6479863	2020 PS Seniors First	05A	LMC	\$9,115.93
2020	9	4472	6482899	2020 PS Seniors First	05A	LMC	\$9,024.55
2020	9	4472	6501715	2020 PS Seniors First	05A	LMC	\$8,814.81
2020	9	4472	6522371	2020 PS Seniors First	05A	LMC	\$9,084.47
2020	9	4472	6522658	2020 PS Seniors First	05A	LMC	\$9,237.21
2020	9	4472	6551301	2020 PS Seniors First	05A	LMC	\$9,316.62
2020	9	4472	6552695	2020 PS Seniors First	05A	LMC	\$13,711.94
2020	9	4472	6554855	2020 PS Seniors First	05A	LMC	\$15,162.39
					05A	Matrix Code	\$141,187.62
2019	6	4166	6456117	2019 PS Lighthouse Central Florida	05B	LMC	\$4,501.56
2019	6	4166	6458365	2019 PS Lighthouse Central Florida	05B	LMC	\$2,660.80
2019	6	4166	6458463	2019 PS Lighthouse Central Florida	05B	LMC	\$3,095.80
2019	6	4166	6458488	2019 PS Lighthouse Central Florida	05B	LMC	\$3,265.72
2019	6	4166	6458496	2019 PS Lighthouse Central Florida	05B	LMC	\$3,419.48
2019	6	4166	6458499	2019 PS Lighthouse Central Florida	05B	LMC	\$5,282.09
2020	9	4457	6472911	2020 PS Center for Independent Living	05B	LMC	\$1,798.43
2020	9	4457	6480872	2020 PS Center for Independent Living	05B	LMC	\$3,674.86
2020	9	4457	6480879	2020 PS Center for Independent Living	05B	LMC	\$3,485.66
2020	9	4457	6480894	2020 PS Center for Independent Living	05B	LMC	\$5,338.22
2020	9	4457	6487122	2020 PS Center for Independent Living	05B	LMC	\$3,589.60
2020	9	4457	6546314	2020 PS Center for Independent Living	05B	LMC	\$2,930.23
2020	9	4457	6546342	2020 PS Center for Independent Living	05B	LMC	\$3,267.58
2020	9	4457	6546348	2020 PS Center for Independent Living	05B	LMC	\$2,999.56
2020	9	4457	6555775	2020 PS Center for Independent Living	05B	LMC	\$4,634.79
2020	9	4457	6555911	2020 PS Center for Independent Living	05B	LMC	\$4,845.36
2020	9	4457	6556186	2020 PS Center for Independent Living	05B	LMC	\$3,763.53
2020	9	4469	6466550	2020 PS Life Concepts (dba QUEST)	05B	LMC	\$4,219.18
2020	9	4469	6466769	2020 PS Life Concepts (dba QUEST)	05B	LMC	\$4,219.18
2020	9	4469	6479728	2020 PS Life Concepts (dba QUEST)	05B	LMC	\$4,219.18
2020	9	4469	6500448	2020 PS Life Concepts (dba QUEST)	05B	LMC	\$4,219.18
2020	9	4469	6515017	2020 PS Life Concepts (dba QUEST)	05B	LMC	\$4,219.18
2020	9	4469	6543407	2020 PS Life Concepts (dba QUEST)	05B	LMC	\$4,219.18
2020	9	4469	6543450	2020 PS Life Concepts (dba QUEST)	05B	LMC	\$6,328.77
2020	9	4469	6547367	2020 PS Life Concepts (dba QUEST)	05B	LMC	\$2,561.64
2020	9	4469	6547375	2020 PS Life Concepts (dba QUEST)	05B	LMC	\$4,219.18
2020	9	4469	6555771	2020 PS Life Concepts (dba QUEST)	05B	LMC	\$4,219.18
2020	9	4469	6555945	2020 PS Life Concepts (dba QUEST)	05B	LMC	\$4,219.18
2020	9	4469	6559172	2020 PS Life Concepts (dba QUEST)	05B	LMC	\$4,219.18
2020	9	4470	6470219	2020 PS Lighthouse Central Florida	05B	LMC	\$2,841.14
2020	9	4470	6479423	2020 PS Lighthouse Central Florida	05B	LMC	\$2,685.84
2020	9	4470	6491538	2020 PS Lighthouse Central Florida	05B	LMC	\$2,125.27
2020	9	4470	6519482	2020 PS Lighthouse Central Florida	05B	LMC	\$5,271.37
2020	9	4470	6550956	2020 PS Lighthouse Central Florida	05B	LMC	\$5,538.64
2020	9	4470	6552897	2020 PS Lighthouse Central Florida	05B	LMC	\$8,225.12
2020	9	4470	6556858	2020 PS Lighthouse Central Florida	05B	LMC	\$6,900.74
2020	9	4471	6475167	2020 PS Primrose Center	05B	LMC	\$9,503.52
2020	9	4471	6479865	2020 PS Primrose Center	05B	LMC	\$2,417.92
2020	9	4471	6499167	2020 PS Primrose Center	05B	LMC	\$2,417.92
2020	9	4471	6535813	2020 PS Primrose Center	05B	LMC	\$2,417.92
2020	9	4471	6549783	2020 PS Primrose Center	05B	LMC	\$2,417.92
2020	9	4471	6549990	2020 PS Primrose Center	05B	LMC	\$2,417.92
2020	9	4471	6550014	2020 PS Primrose Center	05B	LMC	\$2,417.92
					05B	Matrix Code	\$171,234.64
2019	6	4150	6477960	2019 PS CDBG Community Legal Services	05C	LMC	\$20,000.00
2020	9	4466	6468296	2020 PS iDignity	05C	LMC	\$1,056.13
2020	9	4466	6468297	2020 PS iDignity	05C	LMC	\$1,989.40
2020	9	4466	6485342	2020 PS iDignity	05C	LMC	\$3,397.83
2020	9	4466	6485714	2020 PS iDignity	05C	LMC	\$2,021.31
2020	9	4466	6491392	2020 PS iDignity	05C	LMC	\$3,281.91
2020	9	4466	6547172	2020 PS iDignity	05C	LMC	\$2,911.52
					05C	Matrix Code	\$34,658.10
2020	9	4467	6468368	2020 PS IMPOWER	05D	LMC	\$2,856.75
2020	9	4467	6468373	2020 PS IMPOWER	05D	LMC	\$2,591.93
2020	9	4467	6480969	2020 PS IMPOWER	05D	LMC	\$2,866.39
2020	9	4467	6484918	2020 PS IMPOWER	05D	LMC	\$2,996.01
2020	9	4467	6484919	2020 PS IMPOWER	05D	LMC	\$3,096.70
2020	9	4467	6522171	2020 PS IMPOWER	05D	LMC	\$3,036.65
2020	9	4467	6546665	2020 PS IMPOWER	05D	LMC	\$3,222.24
2020	9	4467	6547184	2020 PS IMPOWER	05D	LMC	\$2,569.19
2020	9	4467	6549544	2020 PS IMPOWER	05D	LMC	\$2,884.68
					05D	Matrix Code	\$26,120.54
2020	9	4455	6468052	2020 PS Aspire Health Partners	05F	LMC	\$6,458.23
2020	9	4455	6468247	2020 PS Aspire Health Partners	05F	LMC	\$6,249.90
2020	9	4455	6468248	2020 PS Aspire Health Partners	05F	LMC	\$6,458.23
2020	9	4455	6482362	2020 PS Aspire Health Partners	05F	LMC	\$6,458.23

2020	9	4455	6482446	2020 PS Aspire Health Partners	05F	LMC	\$2,708.29
2020	9	4455	6493337	2020 PS Aspire Health Partners	05F	LMC	\$6,458.23
2020	9	4455	6537337	2020 PS Aspire Health Partners	05F	LMC	\$6,249.90
2020	9	4455	6537338	2020 PS Aspire Health Partners	05F	LMC	\$6,458.23
2020	9	4455	6537400	2020 PS Aspire Health Partners	05F	LMC	\$2,916.62
2020	9	4455	6558711	2020 PS Aspire Health Partners	05F	LMC	\$3,333.28
2020	9	4455	6558804	2020 PS Aspire Health Partners	05F	LMC	\$6,041.57
					05F	Matrix Code	\$59,790.71
2020	9	4464	6476584	2020 PS Harbor House of Central Florida	05G	LMC	\$4,389.22
2020	9	4464	6489768	2020 PS Harbor House of Central Florida	05G	LMC	\$2,881.67
2020	9	4464	6498898	2020 PS Harbor House of Central Florida	05G	LMC	\$2,846.72
2020	9	4464	6503412	2020 PS Harbor House of Central Florida	05G	LMC	\$2,856.07
2020	9	4464	6521408	2020 PS Harbor House of Central Florida	05G	LMC	\$2,940.31
2020	9	4464	6521429	2020 PS Harbor House of Central Florida	05G	LMC	\$1,705.52
2020	9	4464	6521431	2020 PS Harbor House of Central Florida	05G	LMC	\$2,846.89
2020	9	4464	6523879	2020 PS Harbor House of Central Florida	05G	LMC	\$2,868.54
2020	9	4464	6546308	2020 PS Harbor House of Central Florida	05G	LMC	\$2,609.48
2020	9	4464	6550237	2020 PS Harbor House of Central Florida	05G	LMC	\$6,653.27
					05G	Matrix Code	\$32,597.69
2020	9	4462	6468015	2020 PS Embrace Families Solutions	05H	LMC	\$2,916.67
2020	9	4462	6468017	2020 PS Embrace Families Solutions	05H	LMC	\$2,916.67
2020	9	4462	6479244	2020 PS Embrace Families Solutions	05H	LMC	\$2,916.67
2020	9	4462	6516666	2020 PS Embrace Families Solutions	05H	LMC	\$2,916.67
2020	9	4462	6516669	2020 PS Embrace Families Solutions	05H	LMC	\$2,916.65
2020	9	4462	6528623	2020 PS Embrace Families Solutions	05H	LMC	\$2,916.67
2020	9	4462	6545410	2020 PS Embrace Families Solutions	05H	LMC	\$2,916.67
2020	9	4462	6545412	2020 PS Embrace Families Solutions	05H	LMC	\$2,916.67
2020	9	4462	6550137	2020 PS Embrace Families Solutions	05H	LMC	\$2,916.67
2020	9	4462	6550140	2020 PS Embrace Families Solutions	05H	LMC	\$2,916.67
2020	9	4462	6554867	2020 PS Embrace Families Solutions	05H	LMC	\$2,916.67
2020	9	4462	6555979	2020 PS Embrace Families Solutions	05H	LMC	\$2,916.65
2020	9	4473	6492395	2020 PS SOS By Urbander	05H	LMC	\$1,500.00
2020	9	4473	6496422	2020 PS SOS By Urbander	05H	LMC	\$1,500.00
2020	9	4473	6550638	2020 PS SOS By Urbander	05H	LMC	\$1,500.00
2020	9	4473	6551637	2020 PS SOS By Urbander	05H	LMC	\$1,500.00
					05H	Matrix Code	\$41,000.00
2019	6	4152	6426402	2019 PS Boys and Girls Club of Central Florida	05L	LMC	\$433.67
2019	6	4155	6437020	2019 PS Community Coordinated Care for Children	05L	LMC	\$15,695.64
2020	9	4456	6468256	2020 PS Boys and Girls Club of Central Florida	05L	LMC	\$2,610.66
2020	9	4456	6468258	2020 PS Boys and Girls Club of Central Florida	05L	LMC	\$3,016.11
2020	9	4456	6482618	2020 PS Boys and Girls Club of Central Florida	05L	LMC	\$2,799.41
2020	9	4456	6482665	2020 PS Boys and Girls Club of Central Florida	05L	LMC	\$3,084.86
2020	9	4456	6493682	2020 PS Boys and Girls Club of Central Florida	05L	LMC	\$3,082.61
2020	9	4456	6513143	2020 PS Boys and Girls Club of Central Florida	05L	LMC	\$4,303.58
2020	9	4456	6513160	2020 PS Boys and Girls Club of Central Florida	05L	LMC	\$3,046.32
2020	9	4456	6541678	2020 PS Boys and Girls Club of Central Florida	05L	LMC	\$3,088.42
2020	9	4456	6541687	2020 PS Boys and Girls Club of Central Florida	05L	LMC	\$3,494.65
2020	9	4456	6541727	2020 PS Boys and Girls Club of Central Florida	05L	LMC	\$2,720.24
2020	9	4456	6555759	2020 PS Boys and Girls Club of Central Florida	05L	LMC	\$3,093.15
2020	9	4459	6474344	2020 PS Community Coordinated Care for Children	05L	LMC	\$13,833.25
2020	9	4459	6477460	2020 PS Community Coordinated Care for Children	05L	LMC	\$13,791.52
2020	9	4459	6481517	2020 PS Community Coordinated Care for Children	05L	LMC	\$13,833.34
2020	9	4459	6515635	2020 PS Community Coordinated Care for Children	05L	LMC	\$15,562.50
2020	9	4459	6517328	2020 PS Community Coordinated Care for Children	05L	LMC	\$15,562.51
2020	9	4459	6543144	2020 PS Community Coordinated Care for Children	05L	LMC	\$15,562.51
2020	9	4459	6543325	2020 PS Community Coordinated Care for Children	05L	LMC	\$8,346.43
2020	9	4459	6543335	2020 PS Community Coordinated Care for Children	05L	LMC	\$15,562.49
2020	9	4459	6545704	2020 PS Community Coordinated Care for Children	05L	LMC	\$7,216.08
2020	9	4459	6557462	2020 PS Community Coordinated Care for Children	05L	LMC	\$15,562.47
2020	9	4459	6557466	2020 PS Community Coordinated Care for Children	05L	LMC	\$15,562.54
					05L	Matrix Code	\$200,864.96
2019	6	4161	6445973	2019 PS Health Care Center for the Homeless	05M	LMC	\$1,485.41
2019	6	4161	6459258	2019 PS Health Care Center for the Homeless	05M	LMC	\$7,409.34
2020	9	4465	6468276	2020 PS Health Care Center for the Homeless	05M	LMC	\$2,902.17
2020	9	4465	6479919	2020 PS Health Care Center for the Homeless	05M	LMC	\$3,890.26
2020	9	4465	6480069	2020 PS Health Care Center for the Homeless	05M	LMC	\$4,000.37
2020	9	4465	6480185	2020 PS Health Care Center for the Homeless	05M	LMC	\$3,415.44
2020	9	4465	6491562	2020 PS Health Care Center for the Homeless	05M	LMC	\$3,856.56
2020	9	4465	6521122	2020 PS Health Care Center for the Homeless	05M	LMC	\$3,417.48
2020	9	4465	6521164	2020 PS Health Care Center for the Homeless	05M	LMC	\$3,282.31
2020	9	4465	6546660	2020 PS Health Care Center for the Homeless	05M	LMC	\$3,527.49
2020	9	4465	6546661	2020 PS Health Care Center for the Homeless	05M	LMC	\$3,284.28
					05M	Matrix Code	\$40,471.11
2020	9	4468	6492045	2020 PS Jewish Family Services	05Q	LMC	\$2,888.62
2020	9	4468	6513604	2020 PS Jewish Family Services	05Q	LMC	\$4,266.20
2020	9	4468	6523647	2020 PS Jewish Family Services	05Q	LMC	\$4,942.99
2020	9	4468	6527166	2020 PS Jewish Family Services	05Q	LMC	\$3,901.63
2020	9	4468	6534098	2020 PS Jewish Family Services	05Q	LMC	\$4,624.80
2020	9	4468	6534163	2020 PS Jewish Family Services	05Q	LMC	\$5,027.94

2020	9	4468	6555765	2020 PS Jewish Family Services	05Q	LMC	\$5,451.71
2020	9	4468	6555792	2020 PS Jewish Family Services	05Q	LMC	\$4,975.37
					05Q	Matrix Code	\$36,079.26
2020	9	4463	6481120	2020 PS Grand Avenue Economic Community Development	05X	LMC	\$2,632.59
2020	9	4463	6487806	2020 PS Grand Avenue Economic Community Development	05X	LMC	\$1,949.86
2020	9	4463	6491254	2020 PS Grand Avenue Economic Community Development	05X	LMC	\$2,180.75
2020	9	4463	6491286	2020 PS Grand Avenue Economic Community Development	05X	LMC	\$1,813.72
2020	9	4463	6545417	2020 PS Grand Avenue Economic Community Development	05X	LMC	\$2,846.58
2020	9	4463	6545489	2020 PS Grand Avenue Economic Community Development	05X	LMC	\$2,666.37
2020	9	4463	6545561	2020 PS Grand Avenue Economic Community Development	05X	LMC	\$2,777.67
2020	9	4463	6546288	2020 PS Grand Avenue Economic Community Development	05X	LMC	\$2,845.34
2020	9	4463	6550150	2020 PS Grand Avenue Economic Community Development	05X	LMC	\$2,711.14
					05X	Matrix Code	\$22,424.02
2019	6	4162	6426633	2019 PS Hispanic Federation	05Z	LMA	\$1,532.66
2020	9	4460	6474768	2020 PS Consumer Credit Counseling Service	05Z	LMC	\$1,615.73
2020	9	4460	6477315	2020 PS Consumer Credit Counseling Service	05Z	LMC	\$1,946.33
2020	9	4460	6489501	2020 PS Consumer Credit Counseling Service	05Z	LMC	\$49.67
2020	9	4460	6514525	2020 PS Consumer Credit Counseling Service	05Z	LMC	\$1,350.04
2020	9	4460	6544697	2020 PS Consumer Credit Counseling Service	05Z	LMC	\$1,201.03
2020	9	4460	6544826	2020 PS Consumer Credit Counseling Service	05Z	LMC	\$870.75
2020	9	4460	6544881	2020 PS Consumer Credit Counseling Service	05Z	LMC	\$857.28
2020	9	4460	6545227	2020 PS Consumer Credit Counseling Service	05Z	LMC	\$1,523.69
					05Z	Matrix Code	\$10,947.18
2018	2	4038	6490059	2019 Ossie Wright	14A	LMH	\$3,150.00
2019	4	4261	6425517	2020 Vanessa Smith	14A	LMH	\$3,500.00
2019	4	4261	6464427	2020 Vanessa Smith	14A	LMH	\$34,716.00
2019	4	4261	6464928	2020 Vanessa Smith	14A	LMH	\$1,000.00
2019	4	4261	6485637	2020 Vanessa Smith	14A	LMH	\$34,716.00
2019	4	4261	6520777	2020 Vanessa Smith	14A	LMH	(\$34,716.00)
2019	4	4261	6522564	2020 Vanessa Smith	14A	LMH	\$34,716.00
2019	4	4262	6422339	2020 Inez Taylor	14A	LMH	\$39,500.00
2019	4	4262	6438261	2020 Inez Taylor	14A	LMH	\$50,360.00
2019	4	4262	6520777	2020 Inez Taylor	14A	LMH	(\$50,360.00)
2019	4	4262	6522565	2020 Inez Taylor	14A	LMH	\$50,360.00
2019	4	4406	6425485	2020 Mary Green	14A	LMH	\$3,500.00
2019	4	4406	6448310	2020 Mary Green	14A	LMH	\$38,850.00
2019	4	4406	6493368	2020 Mary Green	14A	LMH	\$46,650.00
2019	4	4406	6520777	2020 Mary Green	14A	LMH	(\$85,500.00)
2019	4	4406	6522582	2020 Mary Green	14A	LMH	\$85,500.00
2020	7	4343	6425476	2020 Hannah Jones	14A	LMH	\$3,500.00
2020	7	4343	6449709	2020 Hannah Jones	14A	LMH	\$685.00
2020	7	4343	6456644	2020 Hannah Jones	14A	LMH	\$44,430.00
2020	7	4343	6545381	2020 Hannah Jones	14A	LMH	\$42,030.00
2020	7	4343	6550114	2020 Hannah Jones	14A	LMH	\$14,777.00
2020	7	4360	6422333	2020 Lisa Jones	14A	LMH	\$1,950.00
2020	7	4360	6520775	2020 Lisa Jones	14A	LMH	(\$1,950.00)
2020	7	4360	6522436	2020 Lisa Jones	14A	LMH	\$1,950.00
2020	7	4361	6421388	2020 Paquita Green	14A	LMH	\$25,653.00
2020	7	4361	6520777	2020 Paquita Green	14A	LMH	(\$25,653.00)
2020	7	4361	6522579	2020 Paquita Green	14A	LMH	\$25,653.00
2020	7	4401	6426523	Lillian Johnson 2020	14A	LMH	\$1,200.00
2020	7	4401	6448340	Lillian Johnson 2020	14A	LMH	\$7,810.00
2020	7	4402	6426153	2020 Lajuana Rainey	14A	LMH	\$600.00
2020	7	4402	6442494	2020 Lajuana Rainey	14A	LMH	\$2,700.00
2020	7	4402	6453544	2020 Lajuana Rainey	14A	LMH	\$3,500.00
2020	7	4402	6460730	2020 Lajuana Rainey	14A	LMH	\$6,075.00
2020	7	4402	6478757	2020 Lajuana Rainey	14A	LMH	\$30,887.00
2020	7	4402	6492958	2020 Lajuana Rainey	14A	LMH	\$30,887.00
2020	7	4402	6520775	2020 Lajuana Rainey	14A	LMH	(\$3,500.00)
2020	7	4402	6521386	2020 Lajuana Rainey	14A	LMH	(\$6,075.00)
2020	7	4402	6522437	2020 Lajuana Rainey	14A	LMH	\$9,575.00
2020	7	4403	6426151	2020 Caroline Fair	14A	LMH	\$600.00
2020	7	4405	6426154	2020 Shinneka Watkins	14A	LMH	\$600.00
2020	7	4405	6453541	2020 Shinneka Watkins	14A	LMH	\$3,500.00
2020	7	4405	6479388	2020 Shinneka Watkins	14A	LMH	\$30,500.00
2020	7	4405	6485622	2020 Shinneka Watkins	14A	LMH	\$30,500.00
2020	7	4405	6520777	2020 Shinneka Watkins	14A	LMH	(\$30,500.00)
2020	7	4405	6522580	2020 Shinneka Watkins	14A	LMH	\$30,500.00
2020	7	4407	6425480	2020 Saintanise Pierre	14A	LMH	\$3,500.00
2020	7	4407	6445319	2020 Saintanise Pierre	14A	LMH	\$45,530.00
2020	7	4407	6451951	2020 Saintanise Pierre	14A	LMH	\$54,130.00
2020	7	4407	6520777	2020 Saintanise Pierre	14A	LMH	(\$45,530.00)
2020	7	4407	6522584	2020 Saintanise Pierre	14A	LMH	\$45,530.00
2020	7	4409	6425473	2020 Adela Morales	14A	LMH	\$3,500.00
2020	7	4409	6457007	2020 Adela Morales	14A	LMH	\$30,765.00
2020	7	4409	6472617	2020 Adela Morales	14A	LMH	\$1,000.00
2020	7	4409	6492154	2020 Adela Morales	14A	LMH	\$30,765.00
2020	7	4409	6520777	2020 Adela Morales	14A	LMH	(\$30,765.00)
2020	7	4409	6522588	2020 Adela Morales	14A	LMH	\$30,765.00

2020	7	4410	6433138	2020 Chantel Preston	14A	LMH	\$1,200.00
2020	7	4410	6452035	2020 Chantel Preston	14A	LMH	\$7,460.00
2020	7	4423	6440084	2020 Dennis Hunter	14A	LMH	\$980.00
2020	7	4425	6434658	2020 Marie Ally	14A	LMH	\$3,500.00
2020	7	4425	6460224	2020 Marie Ally	14A	LMH	\$29,200.00
2020	7	4425	6465029	2020 Marie Ally	14A	LMH	\$45,250.00
2020	7	4425	6520775	2020 Marie Ally	14A	LMH	(\$74,450.00)
2020	7	4425	6522438	2020 Marie Ally	14A	LMH	\$74,450.00
2020	7	4480	6453545	2021 Lucille Griffin	14A	LMH	\$3,500.00
2020	7	4480	6480102	2021 Lucille Griffin	14A	LMH	\$42,392.50
2020	7	4480	6494938	2021 Lucille Griffin	14A	LMH	\$48,592.50
2020	7	4480	6520777	2021 Lucille Griffin	14A	LMH	(\$48,592.50)
2020	7	4480	6522592	2021 Lucille Griffin	14A	LMH	\$48,592.50
2020	7	4481	6453543	2021 Bobbra Williams	14A	LMH	\$3,500.00
2020	7	4481	6479414	2021 Bobbra Williams	14A	LMH	\$33,840.00
2020	7	4481	6495017	2021 Bobbra Williams	14A	LMH	\$36,640.00
2020	7	4481	6520776	2021 Bobbra Williams	14A	LMH	(\$73,980.00)
2020	7	4481	6522439	2021 Bobbra Williams	14A	LMH	\$73,980.00
2020	7	4514	6474264	2021 Russell Jackson	14A	LMH	\$8,320.00
2020	7	4514	6478765	2021 Russell Jackson	14A	LMH	\$3,500.00
2020	7	4514	6521386	2021 Russell Jackson	14A	LMH	(\$11,820.00)
2020	7	4514	6521404	2021 Russell Jackson	14A	LMH	\$28,820.00
2020	7	4514	6522440	2021 Russell Jackson	14A	LMH	\$11,820.00
2020	7	4514	6528562	2021 Russell Jackson	14A	LMH	\$28,820.00
2020	7	4515	6479004	2021 George and Lorene Nauling	14A	LMH	\$3,500.00
2020	7	4515	6497095	2021 George and Lorene Nauling	14A	LMH	\$1,210.00
2020	7	4515	6520776	2021 George and Lorene Nauling	14A	LMH	(\$4,710.00)
2020	7	4515	6522442	2021 George and Lorene Nauling	14A	LMH	\$4,710.00
2020	7	4515	6531653	2021 George and Lorene Nauling	14A	LMH	\$84,965.87
2020	7	4516	6479150	2021 Lillie Simmons	14A	LMH	\$3,500.00
2020	7	4516	6489927	2021 Lillie Simmons	14A	LMH	\$1,210.00
2020	7	4516	6502423	2021 Lillie Simmons	14A	LMH	\$38,034.00
2020	7	4516	6521386	2021 Lillie Simmons	14A	LMH	(\$38,034.00)
2020	7	4516	6522443	2021 Lillie Simmons	14A	LMH	\$38,034.00
2020	7	4516	6524321	2021 Lillie Simmons	14A	LMH	\$6,750.00
2020	7	4541	6479087	2021 Bettie J. Clay	14A	LMH	\$3,500.00
2020	7	4541	6505060	2021 Bettie J. Clay	14A	LMH	\$37,207.50
2020	7	4541	6513175	2021 Bettie J. Clay	14A	LMH	\$37,207.50
2020	7	4541	6521386	2021 Bettie J. Clay	14A	LMH	(\$37,207.50)
2020	7	4541	6522444	2021 Bettie J. Clay	14A	LMH	\$37,207.50
2020	7	4543	6501838	2021 Zorobabel Rodriguez	14A	LMH	\$1,220.00
2020	7	4543	6528373	2021 Zorobabel Rodriguez	14A	LMH	\$9,500.00
2020	7	4559	6491913	2021 Jacqueline Postell	14A	LMH	\$620.00
2020	7	4559	6505781	2021 Jacqueline Postell	14A	LMH	\$10,000.00
2020	7	4559	6517645	2021 Jacqueline Postell	14A	LMH	\$3,500.00
2020	7	4559	6521386	2021 Jacqueline Postell	14A	LMH	(\$10,000.00)
2020	7	4559	6522445	2021 Jacqueline Postell	14A	LMH	\$10,000.00
2020	7	4559	6543246	2021 Jacqueline Postell	14A	LMH	\$33,000.00
2020	7	4588	6517701	2021 Lillie Brown	14A	LMH	\$3,500.00
2020	7	4589	6517651	2021 Joanes & Julienne Pierre	14A	LMH	\$3,500.00
2020	7	4589	6537757	2021 Joanes & Julienne Pierre	14A	LMH	\$35,501.00
2020	7	4589	6550249	2021 Joanes & Julienne Pierre	14A	LMH	\$35,951.00
2020	7	4590	6521446	2021 Julio & Joyce Sigurani	14A	LMH	\$3,500.00
2020	7	4590	6545648	2021 Julio & Joyce Sigurani	14A	LMH	\$47,000.00
2020	7	4592	6517769	2021 Loretta Jenkins	14A	LMH	\$3,500.00
2020	7	4592	6545501	2021 Loretta Jenkins	14A	LMH	\$48,900.00
2020	7	4593	6517482	2021 Audrey Smith	14A	LMH	\$3,500.00
2020	7	4593	6536307	2021 Audrey Smith	14A	LMH	\$40,501.00
2020	7	4594	6549477	2021 Sharlonda Fort	14A	LMH	\$10,500.00
2021	4	4628	6549471	2021 Orlando Romero	14A	LMH	\$20,841.50
2021	4	4629	6536668	2021 Covil Audige	14A	LMH	\$950.00
2021	4	4630	6534918	2021 Rebecca Sennott	14A	LMH	\$1,025.00
2021	4	4631	6544033	2021 Daisy Mae Powell Holmes	14A	LMH	\$3,500.00
2021	4	4632	6543822	2021 Gene & Barbara Holloman	14A	LMH	\$3,500.00
2021	4	4633	6543817	2021 Sylvia Boyd	14A	LMH	\$3,500.00
					14A	Matrix Code	\$1,577,125.37
2019	5	4169	6438862	2019 CDBG Housing Rehabilitation Administration	14H	LMH	\$420.00
2019	5	4169	6444950	2019 CDBG Housing Rehabilitation Administration	14H	LMH	\$241.38
2020	8	4518	6466536	2020 CDBG Housing Rehabilitation Administration	14H	LMH	\$16,536.00
2020	8	4518	6466777	2020 CDBG Housing Rehabilitation Administration	14H	LMH	\$4,017.74
2020	8	4518	6466781	2020 CDBG Housing Rehabilitation Administration	14H	LMH	\$13,200.41
2020	8	4518	6466813	2020 CDBG Housing Rehabilitation Administration	14H	LMH	\$13,850.13
2020	8	4518	6466825	2020 CDBG Housing Rehabilitation Administration	14H	LMH	\$13,489.72
2020	8	4518	6466839	2020 CDBG Housing Rehabilitation Administration	14H	LMH	\$2,663.46
2020	8	4518	6466846	2020 CDBG Housing Rehabilitation Administration	14H	LMH	\$2,663.46
2020	8	4518	6466847	2020 CDBG Housing Rehabilitation Administration	14H	LMH	\$2,663.46
2020	8	4518	6466848	2020 CDBG Housing Rehabilitation Administration	14H	LMH	\$2,663.46
2020	8	4518	6466852	2020 CDBG Housing Rehabilitation Administration	14H	LMH	\$4,439.10
2020	8	4518	6466891	2020 CDBG Housing Rehabilitation Administration	14H	LMH	\$14,430.43

2020	8	4518	6466898	2020 CDBG Housing Rehabilitation Administration	14H	LMH	\$14,417.56
2020	8	4518	6466910	2020 CDBG Housing Rehabilitation Administration	14H	LMH	\$14,311.42
2020	8	4518	6466917	2020 CDBG Housing Rehabilitation Administration	14H	LMH	\$16,663.89
2020	8	4518	6466923	2020 CDBG Housing Rehabilitation Administration	14H	LMH	\$185.03
2020	8	4518	6466924	2020 CDBG Housing Rehabilitation Administration	14H	LMH	\$755.48
2020	8	4518	6466925	2020 CDBG Housing Rehabilitation Administration	14H	LMH	\$293.92
2020	8	4518	6466928	2020 CDBG Housing Rehabilitation Administration	14H	LMH	\$687.45
2020	8	4518	6466977	2020 CDBG Housing Rehabilitation Administration	14H	LMH	\$32.35
2020	8	4518	6467013	2020 CDBG Housing Rehabilitation Administration	14H	LMH	\$35.41
2020	8	4518	6467018	2020 CDBG Housing Rehabilitation Administration	14H	LMH	\$161.00
2020	8	4518	6468005	2020 CDBG Housing Rehabilitation Administration	14H	LMH	\$4,661.19
2020	8	4518	6468013	2020 CDBG Housing Rehabilitation Administration	14H	LMH	\$849.00
2020	8	4518	6468047	2020 CDBG Housing Rehabilitation Administration	14H	LMH	\$83.58
2020	8	4518	6468048	2020 CDBG Housing Rehabilitation Administration	14H	LMH	\$4,431.61
2020	8	4518	6468049	2020 CDBG Housing Rehabilitation Administration	14H	LMH	\$836.10
2020	8	4518	6473345	2020 CDBG Housing Rehabilitation Administration	14H	LMH	\$40.86
2020	8	4518	6475368	2020 CDBG Housing Rehabilitation Administration	14H	LMH	\$80.69
2020	8	4518	6477692	2020 CDBG Housing Rehabilitation Administration	14H	LMH	\$241.68
2020	8	4518	6479431	2020 CDBG Housing Rehabilitation Administration	14H	LMH	\$6,656.96
2020	8	4518	6479953	2020 CDBG Housing Rehabilitation Administration	14H	LMH	\$57.79
2020	8	4518	6484748	2020 CDBG Housing Rehabilitation Administration	14H	LMH	\$168.00
2020	8	4518	6484756	2020 CDBG Housing Rehabilitation Administration	14H	LMH	\$23.00
2020	8	4518	6484760	2020 CDBG Housing Rehabilitation Administration	14H	LMH	\$611.00
2020	8	4518	6484782	2020 CDBG Housing Rehabilitation Administration	14H	LMH	\$30.49
2020	8	4518	6484794	2020 CDBG Housing Rehabilitation Administration	14H	LMH	\$37.08
2020	8	4518	6484800	2020 CDBG Housing Rehabilitation Administration	14H	LMH	\$241.68
2020	8	4518	6484908	2020 CDBG Housing Rehabilitation Administration	14H	LMH	\$76.88
2020	8	4518	6486710	2020 CDBG Housing Rehabilitation Administration	14H	LMH	\$23.00
2020	8	4518	6486751	2020 CDBG Housing Rehabilitation Administration	14H	LMH	\$14,771.12
2020	8	4518	6488727	2020 CDBG Housing Rehabilitation Administration	14H	LMH	\$2,121.32
2020	8	4518	6491793	2020 CDBG Housing Rehabilitation Administration	14H	LMH	\$13,761.29
2020	8	4518	6493016	2020 CDBG Housing Rehabilitation Administration	14H	LMH	\$241.68
2020	8	4518	6493077	2020 CDBG Housing Rehabilitation Administration	14H	LMH	\$13,674.91
2020	8	4518	6493291	2020 CDBG Housing Rehabilitation Administration	14H	LMH	\$3,285.00
2020	8	4518	6494911	2020 CDBG Housing Rehabilitation Administration	14H	LMH	\$646.92
2020	8	4518	6495576	2020 CDBG Housing Rehabilitation Administration	14H	LMH	\$397.00
2020	8	4518	6497235	2020 CDBG Housing Rehabilitation Administration	14H	LMH	\$14,817.35
2020	8	4518	6499208	2020 CDBG Housing Rehabilitation Administration	14H	LMH	\$390.94
2020	8	4518	6504200	2020 CDBG Housing Rehabilitation Administration	14H	LMH	\$241.74
2020	8	4518	6506406	2020 CDBG Housing Rehabilitation Administration	14H	LMH	\$37.52
2020	8	4518	6506918	2020 CDBG Housing Rehabilitation Administration	14H	LMH	\$344.50
2020	8	4518	6510365	2020 CDBG Housing Rehabilitation Administration	14H	LMH	\$20.00
2020	8	4518	6512845	2020 CDBG Housing Rehabilitation Administration	14H	LMH	\$301.37
2020	8	4518	6514436	2020 CDBG Housing Rehabilitation Administration	14H	LMH	\$16,031.98
2020	8	4518	6515846	2020 CDBG Housing Rehabilitation Administration	14H	LMH	\$14,840.14
2020	8	4518	6516340	2020 CDBG Housing Rehabilitation Administration	14H	LMH	\$15,537.04
2020	8	4518	6517373	2020 CDBG Housing Rehabilitation Administration	14H	LMH	\$12,722.97
2020	8	4518	6518015	2020 CDBG Housing Rehabilitation Administration	14H	LMH	\$15,740.94
2020	8	4518	6518294	2020 CDBG Housing Rehabilitation Administration	14H	LMH	\$241.74
2020	8	4518	6519569	2020 CDBG Housing Rehabilitation Administration	14H	LMH	\$5,743.70
2020	8	4518	6522135	2020 CDBG Housing Rehabilitation Administration	14H	LMH	\$34.45
2020	8	4518	6524228	2020 CDBG Housing Rehabilitation Administration	14H	LMH	\$15,245.65
2020	8	4518	6524549	2020 CDBG Housing Rehabilitation Administration	14H	LMH	\$15,227.93
2020	8	4518	6527192	2020 CDBG Housing Rehabilitation Administration	14H	LMH	\$16,552.81
2020	8	4518	6528275	2020 CDBG Housing Rehabilitation Administration	14H	LMH	\$91.61
2020	8	4518	6536447	2020 CDBG Housing Rehabilitation Administration	14H	LMH	\$14,722.71
2020	8	4518	6536698	2020 CDBG Housing Rehabilitation Administration	14H	LMH	\$19,376.04
2020	8	4518	6548068	2020 CDBG Housing Rehabilitation Administration	14H	LMH	\$17,809.92
2020	8	4518	6552481	2020 CDBG Housing Rehabilitation Administration	14H	LMH	\$537.64
2020	8	4518	6556405	2020 CDBG Housing Rehabilitation Administration	14H	LMH	\$19,202.65
					14H	Matrix Code	\$422,685.43
2016	7	4341	6427546	2016 Lead Base Paint Hazard Program	14I	LMH	\$208.20
2016	7	4341	6456989	2016 Lead Base Paint Hazard Program	14I	LMH	\$958.88
2016	7	4341	6481774	2016 Lead Base Paint Hazard Program	14I	LMH	\$1,867.00
2016	7	4341	6492551	2016 Lead Base Paint Hazard Program	14I	LMH	\$958.88
2016	7	4341	6524083	2016 Lead Base Paint Hazard Program	14I	LMH	\$2,390.16
2016	7	4341	6548680	2016 Lead Base Paint Hazard Program	14I	LMH	\$1,147.84
					14I	Matrix Code	\$7,530.96
Total							\$4,153,737.13

LINE 27 DETAIL: ACTIVITIES INCLUDED IN THE COMPUTATION OF LINE 27

Plan	UDIS	UDIS	voucher	Activity to	Activity Name	Grant Number	Fund	Matrix	National	Drawn Amount
Year	Project	Activity	Number	Account			Type	Code	Objective	
2019	6	4154	6459605	No	2019 PS Coalition for the Homeless of Central Fl	B19UC120003	EN	03T	LMC	\$5,379.95
2020	9	4458	6468262	No	2020 PS Coalition for the Homeless of Central Fl	B20UC120003	EN	03T	LMC	\$4,166.67
2020	9	4458	6468269	No	2020 PS Coalition for the Homeless of Central Fl	B20UC120003	EN	03T	LMC	\$4,166.67
2020	9	4458	6468271	No	2020 PS Coalition for the Homeless of Central Fl	B20UC120003	EN	03T	LMC	\$4,583.34
2020	9	4458	6490969	No	2020 PS Coalition for the Homeless of Central Fl	B20UC120003	EN	03T	LMC	\$4,166.67
2020	9	4458	6511525	No	2020 PS Coalition for the Homeless of Central Fl	B20UC120003	EN	03T	LMC	\$5,307.50

2020	9	4458	6511572	No	2020 PS Coalition for the Homeless of Central Fl	B20UC120003	EN	03T	LMC	\$4,945.66
2020	9	4458	6532851	No	2020 PS Coalition for the Homeless of Central Fl	B20UC120003	EN	03T	LMC	\$5,408.02
2020	9	4458	6553394	No	2020 PS Coalition for the Homeless of Central Fl	B20UC120003	EN	03T	LMC	\$3,504.84
2020	9	4458	6553397	No	2020 PS Coalition for the Homeless of Central Fl	B20UC120003	EN	03T	LMC	\$3,430.63
2020	9	4458	6554886	No	2020 PS Coalition for the Homeless of Central Fl	B20UC120003	EN	03T	LMC	\$3,456.35
2020	9	4461	6467490	No	2020 PS Covenant House	B20UC120003	EN	03T	LMC	\$4,299.80
2020	9	4461	6475177	No	2020 PS Covenant House	B20UC120003	EN	03T	LMC	\$5,014.64
2020	9	4461	6478018	No	2020 PS Covenant House	B20UC120003	EN	03T	LMC	\$6,058.44
2020	9	4461	6502124	No	2020 PS Covenant House	B20UC120003	EN	03T	LMC	\$4,931.80
2020	9	4461	6502128	No	2020 PS Covenant House	B20UC120003	EN	03T	LMC	\$5,321.34
2020	9	4461	6503948	No	2020 PS Covenant House	B20UC120003	EN	03T	LMC	\$647.60
2020	9	4461	6553720	No	2020 PS Covenant House	B20UC120003	EN	03T	LMC	\$5,177.30
2020	9	4461	6557457	No	2020 PS Covenant House	B20UC120003	EN	03T	LMC	\$3,549.08
2020	9	4474	6534970	No	2020 PS The Lifeboat Project	B20UC120003	EN	03T	LMC	\$3,252.30
2020	9	4474	6535034	No	2020 PS The Lifeboat Project	B20UC120003	EN	03T	LMC	\$3,812.30
2020	9	4474	6535058	No	2020 PS The Lifeboat Project	B20UC120003	EN	03T	LMC	\$5,718.45
2020	9	4474	6535138	No	2020 PS The Lifeboat Project	B20UC120003	EN	03T	LMC	\$2,692.30
2020	9	4474	6535584	No	2020 PS The Lifeboat Project	B20UC120003	EN	03T	LMC	\$4,372.30
2020	9	4474	6536974	No	2020 PS The Lifeboat Project	B20UC120003	EN	03T	LMC	\$2,240.00
2020	9	4474	6537028	No	2020 PS The Lifeboat Project	B20UC120003	EN	03T	LMC	\$2,240.00
2020	9	4474	6555904	No	2020 PS The Lifeboat Project	B20UC120003	EN	03T	LMC	\$3,432.35
									03T Matrix Code	\$111,276.30
2019	6	4156	6438210	No	2019 PS Consumer Credit Counseling Service	B19UC120003	EN	05A	LMC	\$3,622.46
2019	6	4168	6434228	No	2019 PS Seniors First	B19UC120003	EN	05A	LMC	\$9,877.22
2019	6	4168	6446139	No	2019 PS Seniors First	B19UC120003	EN	05A	LMC	\$10,032.14
2019	6	4168	6455518	No	2019 PS Seniors First	B19UC120003	EN	05A	LMC	\$10,986.56
2020	9	4472	6468579	No	2020 PS Seniors First	B20UC120003	EN	05A	LMC	\$10,553.15
2020	9	4472	6474744	No	2020 PS Seniors First	B20UC120003	EN	05A	LMC	\$12,648.17
2020	9	4472	6479863	No	2020 PS Seniors First	B20UC120003	EN	05A	LMC	\$9,115.93
2020	9	4472	6482899	No	2020 PS Seniors First	B20UC120003	EN	05A	LMC	\$9,024.55
2020	9	4472	6501715	No	2020 PS Seniors First	B20UC120003	EN	05A	LMC	\$8,814.81
2020	9	4472	6522371	No	2020 PS Seniors First	B20UC120003	EN	05A	LMC	\$9,084.47
2020	9	4472	6522658	No	2020 PS Seniors First	B20UC120003	EN	05A	LMC	\$9,237.21
2020	9	4472	6551301	No	2020 PS Seniors First	B20UC120003	EN	05A	LMC	\$9,316.62
2020	9	4472	6552695	No	2020 PS Seniors First	B20UC120003	EN	05A	LMC	\$13,711.94
2020	9	4472	6554855	No	2020 PS Seniors First	B20UC120003	EN	05A	LMC	\$15,162.39
									05A Matrix Code	\$141,187.62
2019	6	4166	6456117	No	2019 PS Lighthouse Central Florida	B19UC120003	EN	05B	LMC	\$4,501.56
2019	6	4166	6458365	No	2019 PS Lighthouse Central Florida	B19UC120003	EN	05B	LMC	\$2,660.80
2019	6	4166	6458463	No	2019 PS Lighthouse Central Florida	B19UC120003	EN	05B	LMC	\$3,095.80
2019	6	4166	6458488	No	2019 PS Lighthouse Central Florida	B19UC120003	EN	05B	LMC	\$3,265.72
2019	6	4166	6458496	No	2019 PS Lighthouse Central Florida	B19UC120003	EN	05B	LMC	\$3,419.48
2019	6	4166	6458499	No	2019 PS Lighthouse Central Florida	B19UC120003	EN	05B	LMC	\$5,282.09
2020	9	4457	6472911	No	2020 PS Center for Independent Living	B20UC120003	EN	05B	LMC	\$1,798.43
2020	9	4457	6480872	No	2020 PS Center for Independent Living	B20UC120003	EN	05B	LMC	\$3,674.86
2020	9	4457	6480879	No	2020 PS Center for Independent Living	B20UC120003	EN	05B	LMC	\$3,485.66
2020	9	4457	6480894	No	2020 PS Center for Independent Living	B20UC120003	EN	05B	LMC	\$5,338.22
2020	9	4457	6487122	No	2020 PS Center for Independent Living	B20UC120003	EN	05B	LMC	\$3,589.60
2020	9	4457	6546314	No	2020 PS Center for Independent Living	B20UC120003	EN	05B	LMC	\$2,930.23
2020	9	4457	6546342	No	2020 PS Center for Independent Living	B20UC120003	EN	05B	LMC	\$3,267.58
2020	9	4457	6546348	No	2020 PS Center for Independent Living	B20UC120003	EN	05B	LMC	\$2,999.56
2020	9	4457	6555775	No	2020 PS Center for Independent Living	B20UC120003	EN	05B	LMC	\$4,634.79
2020	9	4457	6555911	No	2020 PS Center for Independent Living	B20UC120003	EN	05B	LMC	\$4,845.36
2020	9	4457	6556186	No	2020 PS Center for Independent Living	B20UC120003	EN	05B	LMC	\$3,763.53
2020	9	4469	6466550	No	2020 PS Life Concepts (dba QUEST)	B20UC120003	EN	05B	LMC	\$4,219.18
2020	9	4469	6466769	No	2020 PS Life Concepts (dba QUEST)	B20UC120003	EN	05B	LMC	\$4,219.18
2020	9	4469	6479728	No	2020 PS Life Concepts (dba QUEST)	B20UC120003	EN	05B	LMC	\$4,219.18
2020	9	4469	6500448	No	2020 PS Life Concepts (dba QUEST)	B20UC120003	EN	05B	LMC	\$4,219.18
2020	9	4469	6515017	No	2020 PS Life Concepts (dba QUEST)	B20UC120003	EN	05B	LMC	\$4,219.18
2020	9	4469	6543407	No	2020 PS Life Concepts (dba QUEST)	B20UC120003	EN	05B	LMC	\$4,219.18
2020	9	4469	6543450	No	2020 PS Life Concepts (dba QUEST)	B20UC120003	EN	05B	LMC	\$6,328.77
2020	9	4469	6547367	No	2020 PS Life Concepts (dba QUEST)	B20UC120003	EN	05B	LMC	\$2,561.64
2020	9	4469	6547375	No	2020 PS Life Concepts (dba QUEST)	B20UC120003	EN	05B	LMC	\$4,219.18
2020	9	4469	6555771	No	2020 PS Life Concepts (dba QUEST)	B20UC120003	EN	05B	LMC	\$4,219.18
2020	9	4469	6555945	No	2020 PS Life Concepts (dba QUEST)	B20UC120003	EN	05B	LMC	\$4,219.18
2020	9	4469	6559172	No	2020 PS Life Concepts (dba QUEST)	B20UC120003	EN	05B	LMC	\$4,219.18
2020	9	4470	6470219	No	2020 PS Lighthouse Central Florida	B20UC120003	EN	05B	LMC	\$2,841.14
2020	9	4470	6479423	No	2020 PS Lighthouse Central Florida	B20UC120003	EN	05B	LMC	\$2,685.84
2020	9	4470	6491538	No	2020 PS Lighthouse Central Florida	B20UC120003	EN	05B	LMC	\$2,125.27
2020	9	4470	6519482	No	2020 PS Lighthouse Central Florida	B20UC120003	EN	05B	LMC	\$5,271.37
2020	9	4470	6550956	No	2020 PS Lighthouse Central Florida	B20UC120003	EN	05B	LMC	\$5,538.64
2020	9	4470	6552897	No	2020 PS Lighthouse Central Florida	B20UC120003	EN	05B	LMC	\$8,225.12
2020	9	4470	6556858	No	2020 PS Lighthouse Central Florida	B20UC120003	EN	05B	LMC	\$6,900.74
2020	9	4471	6475167	No	2020 PS Primrose Center	B20UC120003	EN	05B	LMC	\$9,503.52
2020	9	4471	6479865	No	2020 PS Primrose Center	B20UC120003	EN	05B	LMC	\$2,417.92
2020	9	4471	6499167	No	2020 PS Primrose Center	B20UC120003	EN	05B	LMC	\$2,417.92
2020	9	4471	6535813	No	2020 PS Primrose Center	B20UC120003	EN	05B	LMC	\$2,417.92
2020	9	4471	6549783	No	2020 PS Primrose Center	B20UC120003	EN	05B	LMC	\$2,417.92
2020	9	4471	6549990	No	2020 PS Primrose Center	B20UC120003	EN	05B	LMC	\$2,417.92

2020	9	4471	6550014	No	2020 PS Primrose Center	B20UC120003	EN	05B	LMC	\$2,417.92
								05B	Matrix Code	\$171,234.64
2019	6	4150	6477960	No	2019 PS CDBG Community Legal Services	B19UC120003	EN	05C	LMC	\$20,000.00
2020	9	4466	6468296	No	2020 PS iDignity	B20UC120003	EN	05C	LMC	\$1,056.13
2020	9	4466	6468297	No	2020 PS iDignity	B20UC120003	EN	05C	LMC	\$1,989.40
2020	9	4466	6485342	No	2020 PS iDignity	B20UC120003	EN	05C	LMC	\$3,397.83
2020	9	4466	6485714	No	2020 PS iDignity	B20UC120003	EN	05C	LMC	\$2,021.31
2020	9	4466	6491392	No	2020 PS iDignity	B20UC120003	EN	05C	LMC	\$3,281.91
2020	9	4466	6547172	No	2020 PS iDignity	B20UC120003	EN	05C	LMC	\$2,911.52
								05C	Matrix Code	\$34,658.10
2020	9	4467	6468368	No	2020 PS IMPOWER	B20UC120003	EN	05D	LMC	\$2,856.75
2020	9	4467	6468373	No	2020 PS IMPOWER	B20UC120003	EN	05D	LMC	\$2,591.93
2020	9	4467	6480969	No	2020 PS IMPOWER	B20UC120003	EN	05D	LMC	\$2,866.39
2020	9	4467	6484918	No	2020 PS IMPOWER	B20UC120003	EN	05D	LMC	\$2,996.01
2020	9	4467	6484919	No	2020 PS IMPOWER	B20UC120003	EN	05D	LMC	\$3,096.70
2020	9	4467	6522171	No	2020 PS IMPOWER	B20UC120003	EN	05D	LMC	\$3,036.65
2020	9	4467	6546665	No	2020 PS IMPOWER	B20UC120003	EN	05D	LMC	\$3,222.24
2020	9	4467	6547184	No	2020 PS IMPOWER	B20UC120003	EN	05D	LMC	\$2,569.19
2020	9	4467	6549544	No	2020 PS IMPOWER	B20UC120003	EN	05D	LMC	\$2,884.68
								05D	Matrix Code	\$26,120.54
2020	9	4455	6468052	No	2020 PS Aspire Health Partners	B20UC120003	EN	05F	LMC	\$6,458.23
2020	9	4455	6468247	No	2020 PS Aspire Health Partners	B20UC120003	EN	05F	LMC	\$6,249.90
2020	9	4455	6468248	No	2020 PS Aspire Health Partners	B20UC120003	EN	05F	LMC	\$6,458.23
2020	9	4455	6482362	No	2020 PS Aspire Health Partners	B20UC120003	EN	05F	LMC	\$6,458.23
2020	9	4455	6482446	No	2020 PS Aspire Health Partners	B20UC120003	EN	05F	LMC	\$2,708.29
2020	9	4455	6493337	No	2020 PS Aspire Health Partners	B20UC120003	EN	05F	LMC	\$6,458.23
2020	9	4455	6537337	No	2020 PS Aspire Health Partners	B20UC120003	EN	05F	LMC	\$6,249.90
2020	9	4455	6537338	No	2020 PS Aspire Health Partners	B20UC120003	EN	05F	LMC	\$6,458.23
2020	9	4455	6537400	No	2020 PS Aspire Health Partners	B20UC120003	EN	05F	LMC	\$2,916.62
2020	9	4455	6558711	No	2020 PS Aspire Health Partners	B20UC120003	EN	05F	LMC	\$3,333.28
2020	9	4455	6558804	No	2020 PS Aspire Health Partners	B20UC120003	EN	05F	LMC	\$6,041.57
								05F	Matrix Code	\$59,790.71
2020	9	4464	6476584	No	2020 PS Harbor House of Central Florida	B20UC120003	EN	05G	LMC	\$4,389.22
2020	9	4464	6489768	No	2020 PS Harbor House of Central Florida	B20UC120003	EN	05G	LMC	\$2,881.67
2020	9	4464	6498898	No	2020 PS Harbor House of Central Florida	B20UC120003	EN	05G	LMC	\$2,846.72
2020	9	4464	6503412	No	2020 PS Harbor House of Central Florida	B20UC120003	EN	05G	LMC	\$2,856.07
2020	9	4464	6521408	No	2020 PS Harbor House of Central Florida	B20UC120003	EN	05G	LMC	\$2,940.31
2020	9	4464	6521429	No	2020 PS Harbor House of Central Florida	B20UC120003	EN	05G	LMC	\$1,705.52
2020	9	4464	6521431	No	2020 PS Harbor House of Central Florida	B20UC120003	EN	05G	LMC	\$2,846.89
2020	9	4464	6523879	No	2020 PS Harbor House of Central Florida	B20UC120003	EN	05G	LMC	\$2,868.54
2020	9	4464	6546308	No	2020 PS Harbor House of Central Florida	B20UC120003	EN	05G	LMC	\$2,609.48
2020	9	4464	6550237	No	2020 PS Harbor House of Central Florida	B20UC120003	EN	05G	LMC	\$6,653.27
								05G	Matrix Code	\$32,597.69
2020	9	4462	6468015	No	2020 PS Embrace Families Solutions	B20UC120003	EN	05H	LMC	\$2,916.67
2020	9	4462	6468017	No	2020 PS Embrace Families Solutions	B20UC120003	EN	05H	LMC	\$2,916.67
2020	9	4462	6479244	No	2020 PS Embrace Families Solutions	B20UC120003	EN	05H	LMC	\$2,916.67
2020	9	4462	6516666	No	2020 PS Embrace Families Solutions	B20UC120003	EN	05H	LMC	\$2,916.67
2020	9	4462	6516669	No	2020 PS Embrace Families Solutions	B20UC120003	EN	05H	LMC	\$2,916.65
2020	9	4462	6528623	No	2020 PS Embrace Families Solutions	B20UC120003	EN	05H	LMC	\$2,916.67
2020	9	4462	6545410	No	2020 PS Embrace Families Solutions	B20UC120003	EN	05H	LMC	\$2,916.67
2020	9	4462	6545412	No	2020 PS Embrace Families Solutions	B20UC120003	EN	05H	LMC	\$2,916.67
2020	9	4462	6550137	No	2020 PS Embrace Families Solutions	B20UC120003	EN	05H	LMC	\$2,916.67
2020	9	4462	6550140	No	2020 PS Embrace Families Solutions	B20UC120003	EN	05H	LMC	\$2,916.67
2020	9	4462	6554867	No	2020 PS Embrace Families Solutions	B20UC120003	EN	05H	LMC	\$2,916.67
2020	9	4462	6555979	No	2020 PS Embrace Families Solutions	B20UC120003	EN	05H	LMC	\$2,916.65
2020	9	4473	6492395	No	2020 PS SOS By Urbander	B20UC120003	EN	05H	LMC	\$1,500.00
2020	9	4473	6496422	No	2020 PS SOS By Urbander	B20UC120003	EN	05H	LMC	\$1,500.00
2020	9	4473	6550638	No	2020 PS SOS By Urbander	B20UC120003	EN	05H	LMC	\$1,500.00
2020	9	4473	6551637	No	2020 PS SOS By Urbander	B20UC120003	EN	05H	LMC	\$1,500.00
								05H	Matrix Code	\$41,000.00
2019	6	4152	6426402	No	2019 PS Boys and Girls Club of Central Florida	B19UC120003	EN	05L	LMC	\$433.67
2019	6	4155	6437020	No	2019 PS Community Coordinated Care for Children	B19UC120003	EN	05L	LMC	\$15,695.64
2020	9	4456	6468256	No	2020 PS Boys and Girls Club of Central Florida	B20UC120003	EN	05L	LMC	\$2,610.66
2020	9	4456	6468258	No	2020 PS Boys and Girls Club of Central Florida	B20UC120003	EN	05L	LMC	\$3,016.11
2020	9	4456	6482618	No	2020 PS Boys and Girls Club of Central Florida	B20UC120003	EN	05L	LMC	\$2,799.41
2020	9	4456	6482665	No	2020 PS Boys and Girls Club of Central Florida	B20UC120003	EN	05L	LMC	\$3,084.86
2020	9	4456	6493682	No	2020 PS Boys and Girls Club of Central Florida	B20UC120003	EN	05L	LMC	\$3,082.61
2020	9	4456	6513143	No	2020 PS Boys and Girls Club of Central Florida	B20UC120003	EN	05L	LMC	\$4,303.58
2020	9	4456	6513160	No	2020 PS Boys and Girls Club of Central Florida	B20UC120003	EN	05L	LMC	\$3,046.32
2020	9	4456	6541678	No	2020 PS Boys and Girls Club of Central Florida	B20UC120003	EN	05L	LMC	\$3,088.42
2020	9	4456	6541687	No	2020 PS Boys and Girls Club of Central Florida	B20UC120003	EN	05L	LMC	\$3,494.65
2020	9	4456	6541727	No	2020 PS Boys and Girls Club of Central Florida	B20UC120003	EN	05L	LMC	\$2,720.24
2020	9	4456	6555759	No	2020 PS Boys and Girls Club of Central Florida	B20UC120003	EN	05L	LMC	\$3,093.15
2020	9	4459	6474344	No	2020 PS Community Coordinated Care for Children	B20UC120003	EN	05L	LMC	\$13,833.25
2020	9	4459	6477460	No	2020 PS Community Coordinated Care for Children	B20UC120003	EN	05L	LMC	\$13,791.52
2020	9	4459	6481517	No	2020 PS Community Coordinated Care for Children	B20UC120003	EN	05L	LMC	\$13,833.34
2020	9	4459	6515635	No	2020 PS Community Coordinated Care for Children	B20UC120003	EN	05L	LMC	\$15,562.50
2020	9	4459	6517328	No	2020 PS Community Coordinated Care for Children	B20UC120003	EN	05L	LMC	\$15,562.51
2020	9	4459	6543144	No	2020 PS Community Coordinated Care for Children	B20UC120003	EN	05L	LMC	\$15,562.51

2020	9	4459	6543325	No	2020 PS Community Coordinated Care for Children	B20UC120003	EN	05L	LMC	\$8,346.43		
2020	9	4459	6543335	No	2020 PS Community Coordinated Care for Children	B20UC120003	EN	05L	LMC	\$15,562.49		
2020	9	4459	6545704	No	2020 PS Community Coordinated Care for Children	B20UC120003	EN	05L	LMC	\$7,216.08		
2020	9	4459	6557462	No	2020 PS Community Coordinated Care for Children	B20UC120003	EN	05L	LMC	\$15,562.47		
2020	9	4459	6557466	No	2020 PS Community Coordinated Care for Children	B20UC120003	EN	05L	LMC	\$15,562.54		
										05L Matrix Code	\$200,864.96	
2019	6	4161	6445973	No	2019 PS Health Care Center for the Homeless	B19UC120003	EN	05M	LMC	\$1,485.41		
2019	6	4161	6459258	No	2019 PS Health Care Center for the Homeless	B19UC120003	EN	05M	LMC	\$7,409.34		
2020	9	4465	6468276	No	2020 PS Health Care Center for the Homeless	B20UC120003	EN	05M	LMC	\$2,902.17		
2020	9	4465	6479919	No	2020 PS Health Care Center for the Homeless	B20UC120003	EN	05M	LMC	\$3,890.26		
2020	9	4465	6480069	No	2020 PS Health Care Center for the Homeless	B20UC120003	EN	05M	LMC	\$4,000.37		
2020	9	4465	6480185	No	2020 PS Health Care Center for the Homeless	B20UC120003	EN	05M	LMC	\$3,415.44		
2020	9	4465	6491562	No	2020 PS Health Care Center for the Homeless	B20UC120003	EN	05M	LMC	\$3,856.56		
2020	9	4465	6521122	No	2020 PS Health Care Center for the Homeless	B20UC120003	EN	05M	LMC	\$3,417.48		
2020	9	4465	6521164	No	2020 PS Health Care Center for the Homeless	B20UC120003	EN	05M	LMC	\$3,282.31		
2020	9	4465	6546660	No	2020 PS Health Care Center for the Homeless	B20UC120003	EN	05M	LMC	\$3,527.49		
2020	9	4465	6546661	No	2020 PS Health Care Center for the Homeless	B20UC120003	EN	05M	LMC	\$3,284.28		
										05M Matrix Code	\$40,471.11	
2020	9	4468	6492045	No	2020 PS Jewish Family Services	B20UC120003	EN	05Q	LMC	\$2,888.62		
2020	9	4468	6513604	No	2020 PS Jewish Family Services	B20UC120003	EN	05Q	LMC	\$4,266.20		
2020	9	4468	6523647	No	2020 PS Jewish Family Services	B20UC120003	EN	05Q	LMC	\$4,942.99		
2020	9	4468	6527166	No	2020 PS Jewish Family Services	B20UC120003	EN	05Q	LMC	\$3,901.63		
2020	9	4468	6534098	No	2020 PS Jewish Family Services	B20UC120003	EN	05Q	LMC	\$4,624.80		
2020	9	4468	6534163	No	2020 PS Jewish Family Services	B20UC120003	EN	05Q	LMC	\$5,027.94		
2020	9	4468	6555765	No	2020 PS Jewish Family Services	B20UC120003	EN	05Q	LMC	\$5,451.71		
2020	9	4468	6555792	No	2020 PS Jewish Family Services	B20UC120003	EN	05Q	LMC	\$4,975.37		
										05Q Matrix Code	\$36,079.26	
2020	9	4463	6481120	No	2020 PS Grand Avenue Economic Community Development	B20UC120003	EN	05X	LMC	\$2,632.59		
2020	9	4463	6487806	No	2020 PS Grand Avenue Economic Community Development	B20UC120003	EN	05X	LMC	\$1,949.86		
2020	9	4463	6491254	No	2020 PS Grand Avenue Economic Community Development	B20UC120003	EN	05X	LMC	\$2,180.75		
2020	9	4463	6491286	No	2020 PS Grand Avenue Economic Community Development	B20UC120003	EN	05X	LMC	\$1,813.72		
2020	9	4463	6545417	No	2020 PS Grand Avenue Economic Community Development	B20UC120003	EN	05X	LMC	\$2,846.58		
2020	9	4463	6545489	No	2020 PS Grand Avenue Economic Community Development	B20UC120003	EN	05X	LMC	\$2,666.37		
2020	9	4463	6545561	No	2020 PS Grand Avenue Economic Community Development	B20UC120003	EN	05X	LMC	\$2,777.67		
2020	9	4463	6546288	No	2020 PS Grand Avenue Economic Community Development	B20UC120003	EN	05X	LMC	\$2,845.34		
2020	9	4463	6550150	No	2020 PS Grand Avenue Economic Community Development	B20UC120003	EN	05X	LMC	\$2,711.14		
										05X Matrix Code	\$22,424.02	
2019	6	4162	6426633	No	2019 PS Hispanic Federation	B19UC120003	EN	05Z	LMA	\$1,532.66		
2020	9	4460	6474768	No	2020 PS Consumer Credit Counseling Service	B20UC120003	EN	05Z	LMC	\$1,615.73		
2020	9	4460	6477315	No	2020 PS Consumer Credit Counseling Service	B20UC120003	EN	05Z	LMC	\$1,946.33		
2020	9	4460	6489501	No	2020 PS Consumer Credit Counseling Service	B20UC120003	EN	05Z	LMC	\$49.67		
2020	9	4460	6514525	No	2020 PS Consumer Credit Counseling Service	B20UC120003	EN	05Z	LMC	\$1,350.04		
2020	9	4460	6544697	No	2020 PS Consumer Credit Counseling Service	B20UC120003	EN	05Z	LMC	\$1,201.03		
2020	9	4460	6544826	No	2020 PS Consumer Credit Counseling Service	B20UC120003	EN	05Z	LMC	\$870.75		
2020	9	4460	6544881	No	2020 PS Consumer Credit Counseling Service	B20UC120003	EN	05Z	LMC	\$857.28		
2020	9	4460	6545227	No	2020 PS Consumer Credit Counseling Service	B20UC120003	EN	05Z	LMC	\$1,523.69		
										05Z Matrix Code	\$10,947.18	
										No	Activity to prevent, prepare for, and respond to Coronavirus	\$928,652.13
Total												\$928,652.13

LINE 37 DETAIL: ACTIVITIES INCLUDED IN THE COMPUTATION OF LINE 37

Plan	FY15	FY15	voucnr	Activity Name	matrix	National	Drawn Amount
	Request	Activity	Number		Code	Objective	
2019	7	4149	6422802	2019 CDBG Administration	21A		\$13.28
2019	7	4149	6444950	2019 CDBG Administration	21A		\$80.46
2019	7	4149	6449998	2019 CDBG Administration	21A		\$204.06
2019	7	4149	6474818	2019 CDBG Administration	21A		\$289.26
2020	10	4476	6466536	2020 CDBG Administration	21A		\$13,583.00
2020	10	4476	6466777	2020 CDBG Administration	21A		\$9,970.87
2020	10	4476	6466781	2020 CDBG Administration	21A		\$27,546.12
2020	10	4476	6466813	2020 CDBG Administration	21A		\$27,990.71
2020	10	4476	6466825	2020 CDBG Administration	21A		\$25,614.79
2020	10	4476	6466839	2020 CDBG Administration	21A		\$2,663.46
2020	10	4476	6466846	2020 CDBG Administration	21A		\$2,663.46
2020	10	4476	6466847	2020 CDBG Administration	21A		\$2,663.46
2020	10	4476	6466848	2020 CDBG Administration	21A		\$2,663.46
2020	10	4476	6466852	2020 CDBG Administration	21A		\$4,439.10
2020	10	4476	6466859	2020 CDBG Administration	21A		\$3,329.32
2020	10	4476	6466891	2020 CDBG Administration	21A		\$29,310.15
2020	10	4476	6466898	2020 CDBG Administration	21A		\$32,656.15
2020	10	4476	6466910	2020 CDBG Administration	21A		\$31,822.32
2020	10	4476	6466917	2020 CDBG Administration	21A		\$29,925.88
2020	10	4476	6466922	2020 CDBG Administration	21A		\$750.00
2020	10	4476	6466923	2020 CDBG Administration	21A		\$350.00
2020	10	4476	6466924	2020 CDBG Administration	21A		\$74.96
2020	10	4476	6466925	2020 CDBG Administration	21A		\$3,129.53
2020	10	4476	6466928	2020 CDBG Administration	21A		\$6,219.85
2020	10	4476	6466986	2020 CDBG Administration	21A		\$1,677.81
2020	10	4476	6466988	2020 CDBG Administration	21A		\$1,677.81

2020	10	4476	6466989	2020 CDBG Administration	21A	\$1,677.81
2020	10	4476	6466994	2020 CDBG Administration	21A	\$65.88
2020	10	4476	6466997	2020 CDBG Administration	21A	\$66.89
2020	10	4476	6467002	2020 CDBG Administration	21A	\$66.89
2020	10	4476	6467009	2020 CDBG Administration	21A	\$66.89
2020	10	4476	6467024	2020 CDBG Administration	21A	\$322.00
2020	10	4476	6467028	2020 CDBG Administration	21A	\$161.00
2020	10	4476	6467498	2020 CDBG Administration	21A	\$2,000.00
2020	10	4476	6467939	2020 CDBG Administration	21A	\$7.00
2020	10	4476	6467973	2020 CDBG Administration	21A	\$8,500.00
2020	10	4476	6468022	2020 CDBG Administration	21A	\$90.74
2020	10	4476	6468023	2020 CDBG Administration	21A	\$90.74
2020	10	4476	6468024	2020 CDBG Administration	21A	\$897.89
2020	10	4476	6468025	2020 CDBG Administration	21A	\$473.80
2020	10	4476	6468027	2020 CDBG Administration	21A	\$468.70
2020	10	4476	6468028	2020 CDBG Administration	21A	\$494.11
2020	10	4476	6468033	2020 CDBG Administration	21A	\$475.70
2020	10	4476	6468385	2020 CDBG Administration	21A	\$342.01
2020	10	4476	6468388	2020 CDBG Administration	21A	\$290.57
2020	10	4476	6468402	2020 CDBG Administration	21A	\$318.39
2020	10	4476	6468405	2020 CDBG Administration	21A	\$317.89
2020	10	4476	6468412	2020 CDBG Administration	21A	\$320.00
2020	10	4476	6468413	2020 CDBG Administration	21A	\$325.68
2020	10	4476	6468420	2020 CDBG Administration	21A	\$373.60
2020	10	4476	6468436	2020 CDBG Administration	21A	\$293.87
2020	10	4476	6468559	2020 CDBG Administration	21A	\$346.19
2020	10	4476	6469195	2020 CDBG Administration	21A	\$410.65
2020	10	4476	6469991	2020 CDBG Administration	21A	\$320.68
2020	10	4476	6472013	2020 CDBG Administration	21A	\$350.00
2020	10	4476	6473225	2020 CDBG Administration	21A	\$66.89
2020	10	4476	6473547	2020 CDBG Administration	21A	\$66.89
2020	10	4476	6474896	2020 CDBG Administration	21A	\$7.14
2020	10	4476	6475234	2020 CDBG Administration	21A	\$3,395.17
2020	10	4476	6476331	2020 CDBG Administration	21A	\$1,835.48
2020	10	4476	6476332	2020 CDBG Administration	21A	\$125.00
2020	10	4476	6477692	2020 CDBG Administration	21A	\$80.56
2020	10	4476	6479431	2020 CDBG Administration	21A	\$14,723.04
2020	10	4476	6480479	2020 CDBG Administration	21A	\$308.47
2020	10	4476	6480903	2020 CDBG Administration	21A	\$897.89
2020	10	4476	6481656	2020 CDBG Administration	21A	\$975.00
2020	10	4476	6481749	2020 CDBG Administration	21A	\$20.82
2020	10	4476	6482234	2020 CDBG Administration	21A	\$31.23
2020	10	4476	6482481	2020 CDBG Administration	21A	\$270.66
2020	10	4476	6483098	2020 CDBG Administration	21A	\$1,677.81
2020	10	4476	6483138	2020 CDBG Administration	21A	\$1,677.81
2020	10	4476	6483150	2020 CDBG Administration	21A	\$1,677.81
2020	10	4476	6484800	2020 CDBG Administration	21A	\$80.56
2020	10	4476	6485018	2020 CDBG Administration	21A	\$3,395.17
2020	10	4476	6485824	2020 CDBG Administration	21A	\$746.36
2020	10	4476	6486751	2020 CDBG Administration	21A	\$28,662.60
2020	10	4476	6487194	2020 CDBG Administration	21A	\$414.32
2020	10	4476	6488727	2020 CDBG Administration	21A	\$437.76
2020	10	4476	6490182	2020 CDBG Administration	21A	\$466.92
2020	10	4476	6490214	2020 CDBG Administration	21A	\$66.89
2020	10	4476	6490784	2020 CDBG Administration	21A	\$29.15
2020	10	4476	6491765	2020 CDBG Administration	21A	\$295.64
2020	10	4476	6491793	2020 CDBG Administration	21A	\$31,277.15
2020	10	4476	6492326	2020 CDBG Administration	21A	\$372.67
2020	10	4476	6493016	2020 CDBG Administration	21A	\$80.56
2020	10	4476	6493077	2020 CDBG Administration	21A	\$27,024.99
2020	10	4476	6493599	2020 CDBG Administration	21A	\$549.61
2020	10	4476	6496554	2020 CDBG Administration	21A	\$3,395.17
2020	10	4476	6496788	2020 CDBG Administration	21A	\$66.89
2020	10	4476	6496899	2020 CDBG Administration	21A	\$2,593.68
2020	10	4476	6497235	2020 CDBG Administration	21A	\$29,219.13
2020	10	4476	6498042	2020 CDBG Administration	21A	\$54.95
2020	10	4476	6498397	2020 CDBG Administration	21A	\$919.00
2020	10	4476	6499208	2020 CDBG Administration	21A	\$240.00
2020	10	4476	6499641	2020 CDBG Administration	21A	\$81.22
2020	10	4476	6500025	2020 CDBG Administration	21A	\$415.16
2020	10	4476	6500054	2020 CDBG Administration	21A	\$291.02
2020	10	4476	6503011	2020 CDBG Administration	21A	\$67.90
2020	10	4476	6503069	2020 CDBG Administration	21A	\$689.35
2020	10	4476	6504200	2020 CDBG Administration	21A	\$80.58
2020	10	4476	6504312	2020 CDBG Administration	21A	\$220.69
2020	10	4476	6505507	2020 CDBG Administration	21A	\$286.21
2020	10	4476	6507860	2020 CDBG Administration	21A	\$62.46
2020	10	4476	6508118	2020 CDBG Administration	21A	\$392.22
2020	10	4476	6508710	2020 CDBG Administration	21A	\$3,395.17

2020	10	4476	6509130	2020 CDBG Administration	21A	\$13.15
2020	10	4476	6509381	2020 CDBG Administration	21A	\$79.12
2020	10	4476	6509435	2020 CDBG Administration	21A	\$93.69
2020	10	4476	6509506	2020 CDBG Administration	21A	\$93.69
2020	10	4476	6509612	2020 CDBG Administration	21A	\$31.23
2020	10	4476	6509953	2020 CDBG Administration	21A	\$63.94
2020	10	4476	6510937	2020 CDBG Administration	21A	\$757.40
2020	10	4476	6512845	2020 CDBG Administration	21A	\$89.40
2020	10	4476	6514436	2020 CDBG Administration	21A	\$27,870.76
2020	10	4476	6515544	2020 CDBG Administration	21A	\$67.40
2020	10	4476	6515846	2020 CDBG Administration	21A	\$28,235.42
2020	10	4476	6515936	2020 CDBG Administration	21A	\$7.17
2020	10	4476	6516177	2020 CDBG Administration	21A	\$66.89
2020	10	4476	6516340	2020 CDBG Administration	21A	\$27,843.29
2020	10	4476	6517373	2020 CDBG Administration	21A	\$27,275.84
2020	10	4476	6518015	2020 CDBG Administration	21A	\$30,088.90
2020	10	4476	6518294	2020 CDBG Administration	21A	\$80.58
2020	10	4476	6518844	2020 CDBG Administration	21A	\$135.85
2020	10	4476	6519569	2020 CDBG Administration	21A	\$12,367.27
2020	10	4476	6520032	2020 CDBG Administration	21A	\$3,395.17
2020	10	4476	6520531	2020 CDBG Administration	21A	\$29.15
2020	10	4476	6520623	2020 CDBG Administration	21A	\$387.24
2020	10	4476	6520675	2020 CDBG Administration	21A	\$391.85
2020	10	4476	6520718	2020 CDBG Administration	21A	\$31.23
2020	10	4476	6521504	2020 CDBG Administration	21A	\$6.92
2020	10	4476	6521544	2020 CDBG Administration	21A	\$345.75
2020	10	4476	6521580	2020 CDBG Administration	21A	\$3,736.00
2020	10	4476	6521616	2020 CDBG Administration	21A	\$1,475.00
2020	10	4476	6521617	2020 CDBG Administration	21A	\$39.95
2020	10	4476	6521792	2020 CDBG Administration	21A	\$1,695.79
2020	10	4476	6522225	2020 CDBG Administration	21A	\$57.62
2020	10	4476	6522313	2020 CDBG Administration	21A	\$1,132.18
2020	10	4476	6524228	2020 CDBG Administration	21A	\$28,735.08
2020	10	4476	6524410	2020 CDBG Administration	21A	\$93.69
2020	10	4476	6524549	2020 CDBG Administration	21A	\$28,051.35
2020	10	4476	6524566	2020 CDBG Administration	21A	\$2,062.90
2020	10	4476	6524881	2020 CDBG Administration	21A	\$322.32
2020	10	4476	6526066	2020 CDBG Administration	21A	\$421.22
2020	10	4476	6526390	2020 CDBG Administration	21A	\$306.34
2020	10	4476	6527192	2020 CDBG Administration	21A	\$29,030.85
2020	10	4476	6531194	2020 CDBG Administration	21A	\$2,062.90
2020	10	4476	6532608	2020 CDBG Administration	21A	\$3,395.17
2020	10	4476	6534523	2020 CDBG Administration	21A	\$345.75
2020	10	4476	6536447	2020 CDBG Administration	21A	\$27,558.77
2020	10	4476	6536698	2020 CDBG Administration	21A	\$27,313.14
2020	10	4476	6536816	2020 CDBG Administration	21A	\$519.57
2020	10	4476	6537651	2020 CDBG Administration	21A	\$69.38
2020	10	4476	6537801	2020 CDBG Administration	21A	\$147.52
2020	10	4476	6538104	2020 CDBG Administration	21A	\$931.55
2020	10	4476	6538328	2020 CDBG Administration	21A	\$10.12
2020	10	4476	6538345	2020 CDBG Administration	21A	\$66.89
2020	10	4476	6538355	2020 CDBG Administration	21A	\$66.89
2020	10	4476	6538368	2020 CDBG Administration	21A	\$90.74
2020	10	4476	6538378	2020 CDBG Administration	21A	\$104.10
2020	10	4476	6539540	2020 CDBG Administration	21A	\$156.15
2020	10	4476	6539600	2020 CDBG Administration	21A	\$229.02
2020	10	4476	6539914	2020 CDBG Administration	21A	\$1,860.00
2020	10	4476	6540644	2020 CDBG Administration	21A	\$7.92
2020	10	4476	6547015	2020 CDBG Administration	21A	\$322.16
2020	10	4476	6548068	2020 CDBG Administration	21A	\$26,628.21
2020	10	4476	6548369	2020 CDBG Administration	21A	\$24,905.20
2020	10	4476	6548885	2020 CDBG Administration	21A	\$153.50
2020	10	4476	6550110	2020 CDBG Administration	21A	\$1,500.00
2020	10	4476	6550273	2020 CDBG Administration	21A	\$82.98
2020	10	4476	6550326	2020 CDBG Administration	21A	\$34.58
2020	10	4476	6550494	2020 CDBG Administration	21A	\$576.03
2020	10	4476	6550593	2020 CDBG Administration	21A	\$535.69
2020	10	4476	6550660	2020 CDBG Administration	21A	\$172.88
2020	10	4476	6550807	2020 CDBG Administration	21A	\$322.16
2020	10	4476	6551118	2020 CDBG Administration	21A	\$97.61
2020	10	4476	6551204	2020 CDBG Administration	21A	\$36.00
2020	10	4476	6551226	2020 CDBG Administration	21A	\$919.00
2020	10	4476	6551427	2020 CDBG Administration	21A	\$133.69
2020	10	4476	6551515	2020 CDBG Administration	21A	\$27,110.98
2020	10	4476	6551621	2020 CDBG Administration	21A	\$441.74
2020	10	4476	6551779	2020 CDBG Administration	21A	\$62.46
2020	10	4476	6551781	2020 CDBG Administration	21A	\$254.00
2020	10	4476	6551795	2020 CDBG Administration	21A	\$348.06
2020	10	4476	6551799	2020 CDBG Administration	21A	\$126.78

2020	10	4476	6553221	2020 CDBG Administration	21A	\$35,513.05	
2020	10	4476	6553920	2020 CDBG Administration	21A	\$67.90	
2020	10	4476	6556405	2020 CDBG Administration	21A	\$55,634.85	
2020	10	4477	6499208	2020 CDBG Fair Housing Activities and Training	21A	\$930.00	
Total					21A	Matrix Code	\$944,307.34
						\$944,307.34	



PART I: SUMMARY OF CDBG-CV RESOURCES

01 CDBG-CV GRANT	12,303,808.00
02 FUNDS RETURNED TO THE LINE-OF-CREDIT	0.00
03 FUNDS RETURNED TO THE LOCAL CDBG ACCOUNT	0.00
04 TOTAL AVAILABLE (SUM, LINES 01-03)	12,303,808.00

PART II: SUMMARY OF CDBG-CV EXPENDITURES

05 DISBURSEMENTS OTHER THAN SECTION 108 REPAYMENTS AND PLANNING/ADMINISTRATION	2,467,849.91
06 DISBURSED IN IDIS FOR PLANNING/ADMINISTRATION	271,951.49
07 DISBURSED IN IDIS FOR SECTION 108 REPAYMENTS	0.00
08 TOTAL EXPENDITURES (SUM, LINES 05 - 07)	2,739,801.40
09 UNEXPENDED BALANCE (LINE 04 - LINE 8)	9,564,006.60

PART III: LOWMOD BENEFIT FOR THE CDBG-CV GRANT

10 EXPENDED FOR LOW/MOD HOUSING IN SPECIAL AREAS	0.00
11 EXPENDED FOR LOW/MOD MULTI-UNIT HOUSING	0.00
12 DISBURSED FOR OTHER LOW/MOD ACTIVITIES	2,467,849.91
13 TOTAL LOW/MOD CREDIT (SUM, LINES 10 - 12)	2,467,849.91
14 AMOUNT SUBJECT TO LOW/MOD BENEFIT (LINE 05)	2,467,849.91
15 PERCENT LOW/MOD CREDIT (LINE 13/LINE 14)	100.00%

PART IV: PUBLIC SERVICE (PS) CALCULATIONS

16 DISBURSED IN IDIS FOR PUBLIC SERVICES	2,467,849.91
17 CDBG-CV GRANT	12,303,808.00
18 PERCENT OF FUNDS DISBURSED FOR PS ACTIVITIES (LINE 16/LINE 17)	20.06%

PART V: PLANNING AND ADMINISTRATION (PA) CAP

19 DISBURSED IN IDIS FOR PLANNING/ADMINISTRATION	294,362.48
20 CDBG-CV GRANT	12,303,808.00
21 PERCENT OF FUNDS DISBURSED FOR PA ACTIVITIES (LINE 19/LINE 20)	2.39%

LINE 10 DETAIL: ACTIVITIES TO CONSIDER IN DETERMINING THE AMOUNT TO ENTER ON LINE 10

Report returned no data.

LINE 11 DETAIL: ACTIVITIES TO CONSIDER IN DETERMINING THE AMOUNT TO ENTER ON LINE 11

Report returned no data.

LINE 12 DETAIL: ACTIVITIES INCLUDED IN THE COMPUTATION OF LINE 12

Plan Year	IDIS Project	IDIS Activity	Voucher Number	Activity Name	Matrix Code	National Objective	Drawn Amount
2020	2	4399	6418788	2020 CV CIP Winter Park Housing Authority (Tuscany)	05Z	LMC	\$7,500.00
			6511509	2020 CV CIP Winter Park Housing Authority (Tuscany)	05Z	LMC	\$8,500.00
	3	4380	6457621	2020 CV PS Center for Independent Living	05B	LMC	\$4,875.79
			6458995	2020 CV PS Center for Independent Living	05B	LMC	\$5,009.92
			6459030	2020 CV PS Center for Independent Living	05B	LMC	\$5,752.15
			6479727	2020 CV PS Center for Independent Living	05B	LMC	\$8,014.88
			6479764	2020 CV PS Center for Independent Living	05B	LMC	\$5,516.21
			6486202	2020 CV PS Center for Independent Living	05B	LMC	\$4,469.20
			6486312	2020 CV PS Center for Independent Living	05B	LMC	\$5,096.68
			6512767	2020 CV PS Center for Independent Living	05B	LMC	\$400.00
			6512780	2020 CV PS Center for Independent Living	05B	LMC	\$400.00
			6512799	2020 CV PS Center for Independent Living	05B	LMC	\$400.00
			6512808	2020 CV PS Center for Independent Living	05B	LMC	\$400.00
			6512830	2020 CV PS Center for Independent Living	05B	LMC	\$400.00
			6542091	2020 CV PS Center for Independent Living	05B	LMC	\$2,099.61
			6546360	2020 CV PS Center for Independent Living	05B	LMC	\$4,512.75
			6546372	2020 CV PS Center for Independent Living	05B	LMC	\$1,117.98
			6547223	2020 CV PS Center for Independent Living	05B	LMC	\$1,134.84
		4381	6435037	2020 CV PS Coalition for the Homeless	03T	LMC	\$1,189.18
			6449378	2020 CV PS Coalition for the Homeless	03T	LMC	\$8,663.72
			6461017	2020 CV PS Coalition for the Homeless	03T	LMC	\$2,444.80

	6462315	2020 CV PS Coalition for the Homeless	03T	LMC	\$17,925.84
	6462655	2020 CV PS Coalition for the Homeless	03T	LMC	\$5,713.73
	6465853	2020 CV PS Coalition for the Homeless	03T	LMC	\$8,074.64
	6469302	2020 CV PS Coalition for the Homeless	03T	LMC	\$31,422.80
	6472924	2020 CV PS Coalition for the Homeless	03T	LMC	\$19,703.33
	6491099	2020 CV PS Coalition for the Homeless	03T	LMC	\$27,621.07
	6507696	2020 CV PS Coalition for the Homeless	03T	LMC	\$23,711.63
	6519329	2020 CV PS Coalition for the Homeless	03T	LMC	\$31,706.55
	6519945	2020 CV PS Coalition for the Homeless	03T	LMC	\$31,591.75
	6552247	2020 CV PS Coalition for the Homeless	03T	LMC	\$64,542.86
	6552270	2020 CV PS Coalition for the Homeless	03T	LMC	\$55,118.92
	6558131	2020 CV PS Coalition for the Homeless	03T	LMC	\$55,379.20
4382	6454713	2020 CV PS Community Coordinated Care for the Children	05L	LMC	\$3,798.44
	6457063	2020 CV PS Community Coordinated Care for the Children	05L	LMC	\$9,731.99
	6457452	2020 CV PS Community Coordinated Care for the Children	05L	LMC	\$10,934.24
	6475338	2020 CV PS Community Coordinated Care for the Children	05L	LMC	\$9,258.86
	6475340	2020 CV PS Community Coordinated Care for the Children	05L	LMC	\$4,674.74
	6482818	2020 CV PS Community Coordinated Care for the Children	05L	LMC	\$9,702.44
	6483034	2020 CV PS Community Coordinated Care for the Children	05L	LMC	\$7,962.02
	6509325	2020 CV PS Community Coordinated Care for the Children	05L	LMC	\$6,318.83
	6520060	2020 CV PS Community Coordinated Care for the Children	05L	LMC	\$52,905.32
	6543810	2020 CV PS Community Coordinated Care for the Children	05L	LMC	\$10,848.57
	6544017	2020 CV PS Community Coordinated Care for the Children	05L	LMC	\$8,346.43
	6544025	2020 CV PS Community Coordinated Care for the Children	05L	LMC	\$9,239.79
4383	6446695	2020 CV PS Community Legal Service	05C	LMC	\$7,242.34
	6449480	2020 CV PS Community Legal Service	05C	LMC	\$17,772.08
	6459078	2020 CV PS Community Legal Service	05C	LMC	\$13,885.83
	6479410	2020 CV PS Community Legal Service	05C	LMC	\$52,382.01
	6496433	2020 CV PS Community Legal Service	05C	LMC	\$13,143.22
	6497149	2020 CV PS Community Legal Service	05C	LMC	\$10,847.82
	6498356	2020 CV PS Community Legal Service	05C	LMC	\$43,647.22
	6502683	2020 CV PS Community Legal Service	05C	LMC	\$18,010.75
	6547024	2020 CV PS Community Legal Service	05C	LMC	\$14,712.52
	6547182	2020 CV PS Community Legal Service	05C	LMC	\$25,194.94
	6547205	2020 CV PS Community Legal Service	05C	LMC	\$13,762.59
	6551169	2020 CV PS Community Legal Service	05C	LMC	\$9,991.01
4384	6455380	2020 CV PS Covenant House Florida	03T	LMC	\$3,360.88
	6461321	2020 CV PS Covenant House Florida	03T	LMC	\$3,885.14
	6467626	2020 CV PS Covenant House Florida	03T	LMC	\$4,197.08
	6472256	2020 CV PS Covenant House Florida	03T	LMC	\$10,719.36
	6478002	2020 CV PS Covenant House Florida	03T	LMC	\$8,034.54
	6480082	2020 CV PS Covenant House Florida	03T	LMC	\$6,240.63
	6505578	2020 CV PS Covenant House Florida	03T	LMC	\$5,322.11
	6505679	2020 CV PS Covenant House Florida	03T	LMC	\$6,211.99
	6507627	2020 CV PS Covenant House Florida	03T	LMC	\$5,314.03
	6552920	2020 CV PS Covenant House Florida	03T	LMC	\$6,397.81
	6552987	2020 CV PS Covenant House Florida	03T	LMC	\$3,257.43
4385	6485748	2020 CV PS Hispanic Federation	05X	LMH	\$1,878.31
	6498281	2020 CV PS Hispanic Federation	05X	LMH	\$10,167.85
	6498631	2020 CV PS Hispanic Federation	05X	LMH	\$9,805.98
	6549877	2020 CV PS Hispanic Federation	05X	LMH	\$43,970.08
	6549878	2020 CV PS Hispanic Federation	05X	LMH	\$51,633.80
	6550152	2020 CV PS Hispanic Federation	05X	LMH	\$22,049.82
	6550231	2020 CV PS Hispanic Federation	05X	LMH	\$24,278.29
	6551765	2020 CV PS Hispanic Federation	05X	LMH	\$3,792.93
	6551922	2020 CV PS Hispanic Federation	05X	LMH	\$48,041.74
4387	6457067	2020 CV PS Jewish Family Services (Rental Assistance)	05Q	LMC	\$693.91
	6457072	2020 CV PS Jewish Family Services (Rental Assistance)	05Q	LMC	\$2,827.89
	6457076	2020 CV PS Jewish Family Services (Rental Assistance)	05Q	LMC	\$143,402.05
	6468997	2020 CV PS Jewish Family Services (Rental Assistance)	05Q	LMC	\$551.57
	6469586	2020 CV PS Jewish Family Services (Rental Assistance)	05Q	LMC	\$120,131.41
	6472986	2020 CV PS Jewish Family Services (Rental Assistance)	05Q	LMC	\$160,928.16
	6473354	2020 CV PS Jewish Family Services (Rental Assistance)	05Q	LMC	\$144,121.81
	6492215	2020 CV PS Jewish Family Services (Rental Assistance)	05Q	LMC	\$4,466.62
	6519884	2020 CV PS Jewish Family Services (Rental Assistance)	05Q	LMC	\$463.51
	6546409	2020 CV PS Jewish Family Services (Rental Assistance)	05Q	LMC	\$276,500.66

4388	6461314	2020 CV PS Jewish Family Services (Food Pantry staff)	05W	LMC	\$3,635.94
	6461315	2020 CV PS Jewish Family Services (Food Pantry staff)	05W	LMC	\$3,945.84
	6461316	2020 CV PS Jewish Family Services (Food Pantry staff)	05W	LMC	\$3,839.09
	6470236	2020 CV PS Jewish Family Services (Food Pantry staff)	05W	LMC	\$4,241.38
	6470242	2020 CV PS Jewish Family Services (Food Pantry staff)	05W	LMC	\$3,555.20
	6470381	2020 CV PS Jewish Family Services (Food Pantry staff)	05W	LMC	\$4,242.99
	6479860	2020 CV PS Jewish Family Services (Food Pantry staff)	05W	LMC	\$3,752.96
	6492053	2020 CV PS Jewish Family Services (Food Pantry staff)	05W	LMC	\$3,752.96
	6513577	2020 CV PS Jewish Family Services (Food Pantry staff)	05W	LMC	\$4,033.64
4389	6494330	2020 CV PS LifeStream Behavioral Center	03T	LMC	\$4,824.84
	6498686	2020 CV PS LifeStream Behavioral Center	03T	LMC	\$8,887.82
	6498687	2020 CV PS LifeStream Behavioral Center	03T	LMC	\$11,342.07
	6515945	2020 CV PS LifeStream Behavioral Center	03T	LMC	\$140.50
	6530323	2020 CV PS LifeStream Behavioral Center	03T	LMC	\$2,254.18
4390	6459079	2020 CV PS Seniors First	05A	LMC	\$2,899.23
	6459081	2020 CV PS Seniors First	05A	LMC	\$12,451.34
	6460464	2020 CV PS Seniors First	05A	LMC	\$1,811.28
	6460469	2020 CV PS Seniors First	05A	LMC	\$1,710.09
	6466539	2020 CV PS Seniors First	05A	LMC	\$1,851.16
	6500879	2020 CV PS Seniors First	05A	LMC	\$16,734.60
	6529166	2020 CV PS Seniors First	05A	LMC	\$2,654.01
	6529182	2020 CV PS Seniors First	05A	LMC	\$1,268.28
	6547387	2020 CV PS Seniors First	05A	LMC	\$31,638.17
	6551545	2020 CV PS Seniors First	05A	LMC	\$31,168.20
	6551689	2020 CV PS Seniors First	05A	LMC	\$32,806.72
	6552886	2020 CV PS Seniors First	05A	LMC	\$23,006.43
4391	6416548	2020 CV PS SOS by Urbander	05H	LMA	\$3,000.00
	6461317	2020 CV PS SOS by Urbander	05H	LMA	\$1,500.00
	6461319	2020 CV PS SOS by Urbander	05H	LMA	\$1,500.00
	6496418	2020 CV PS SOS by Urbander	05H	LMA	\$750.00
	6508604	2020 CV PS SOS by Urbander	05H	LMA	\$750.00
	6515084	2020 CV PS SOS by Urbander	05H	LMA	\$4,750.00
	6551623	2020 CV PS SOS by Urbander	05H	LMA	\$4,950.00
	6551673	2020 CV PS SOS by Urbander	05H	LMA	\$4,000.00
	6551851	2020 CV PS SOS by Urbander	05H	LMA	\$1,500.00
	6551853	2020 CV PS SOS by Urbander	05H	LMA	\$750.00
	6551854	2020 CV PS SOS by Urbander	05H	LMA	\$750.00
4392	6500198	2020 CV PS The Jobs Partnership	05H	LMC	\$5,832.66
	6500212	2020 CV PS The Jobs Partnership	05H	LMC	\$5,068.30
	6510877	2020 CV PS The Jobs Partnership	05H	LMC	\$5,398.90
	6518392	2020 CV PS The Jobs Partnership	05H	LMC	\$5,148.82
	6521276	2020 CV PS The Jobs Partnership	05H	LMC	\$3,755.51
	6521281	2020 CV PS The Jobs Partnership	05H	LMC	\$4,399.80
	6545413	2020 CV PS The Jobs Partnership	05H	LMC	\$6,205.46
4393	6489520	2020 CV PS United Against Poverty	05Z	LMC	\$8,210.06
	6489522	2020 CV PS United Against Poverty	05Z	LMC	\$7,873.87
	6489801	2020 CV PS United Against Poverty	05Z	LMC	\$9,972.36
	6491171	2020 CV PS United Against Poverty	05Z	LMC	\$22,455.42
	6491181	2020 CV PS United Against Poverty	05Z	LMC	\$16,340.56
	6491509	2020 CV PS United Against Poverty	05Z	LMC	\$16,497.07
	6491512	2020 CV PS United Against Poverty	05Z	LMC	\$16,492.94
	6491514	2020 CV PS United Against Poverty	05Z	LMC	\$17,058.24
	6494370	2020 CV PS United Against Poverty	05Z	LMC	\$23,335.62
	6494384	2020 CV PS United Against Poverty	05Z	LMC	\$13,435.26
	6500830	2020 CV PS United Against Poverty	05Z	LMC	\$13,365.22
	6523107	2020 CV PS United Against Poverty	05Z	LMC	\$18,965.50
4394	6499684	2020 CV PS Grand Avenue (Pathlight Home for Covid)	05Z	LMC	\$435.75
	6499738	2020 CV PS Grand Avenue (Pathlight Home for Covid)	05Z	LMC	\$2,421.16
	6499783	2020 CV PS Grand Avenue (Pathlight Home for Covid)	05Z	LMC	\$2,837.88
	6508491	2020 CV PS Grand Avenue (Pathlight Home for Covid)	05Z	LMC	\$7,427.98
	6508582	2020 CV PS Grand Avenue (Pathlight Home for Covid)	05Z	LMC	\$4,840.88
	6508594	2020 CV PS Grand Avenue (Pathlight Home for Covid)	05Z	LMC	\$6,621.79
	6531581	2020 CV PS Grand Avenue (Pathlight Home for Covid)	05Z	LMC	\$4,179.68
	6534482	2020 CV PS Grand Avenue (Pathlight Home for Covid)	05Z	LMC	\$1,642.64
	6534640	2020 CV PS Grand Avenue (Pathlight Home for Covid)	05Z	LMC	\$3,610.24

Total

\$2,467,849.91

LINE 16 DETAIL: ACTIVITIES INCLUDED IN THE COMPUTATION OF LINE 16

Plan Year	IDIS Project	IDIS Activity	Voucher Number	Activity Name	Matrix Code	National Objective	Drawn Amount				
2020	2	4399	6418788	2020 CV CIP Winter Park Housing Authority (Tuscany)	05Z	LMC	\$7,500.00				
			6511509	2020 CV CIP Winter Park Housing Authority (Tuscany)	05Z	LMC	\$8,500.00				
	3	4380	6457621	2020 CV PS Center for Independent Living	05B	LMC	\$4,875.79				
			6458995	2020 CV PS Center for Independent Living	05B	LMC	\$5,009.92				
			6459030	2020 CV PS Center for Independent Living	05B	LMC	\$5,752.15				
			6479727	2020 CV PS Center for Independent Living	05B	LMC	\$8,014.88				
			6479764	2020 CV PS Center for Independent Living	05B	LMC	\$5,516.21				
			6486202	2020 CV PS Center for Independent Living	05B	LMC	\$4,469.20				
			6486312	2020 CV PS Center for Independent Living	05B	LMC	\$5,096.68				
			6512767	2020 CV PS Center for Independent Living	05B	LMC	\$400.00				
			6512780	2020 CV PS Center for Independent Living	05B	LMC	\$400.00				
			6512799	2020 CV PS Center for Independent Living	05B	LMC	\$400.00				
			6512808	2020 CV PS Center for Independent Living	05B	LMC	\$400.00				
			6512830	2020 CV PS Center for Independent Living	05B	LMC	\$400.00				
			6542091	2020 CV PS Center for Independent Living	05B	LMC	\$2,099.61				
			6546360	2020 CV PS Center for Independent Living	05B	LMC	\$4,512.75				
			6546372	2020 CV PS Center for Independent Living	05B	LMC	\$1,117.98				
			6547223	2020 CV PS Center for Independent Living	05B	LMC	\$1,134.84				
			4381	4381	6435037	2020 CV PS Coalition for the Homeless	03T	LMC	\$1,189.18		
					6449378	2020 CV PS Coalition for the Homeless	03T	LMC	\$8,663.72		
					6461017	2020 CV PS Coalition for the Homeless	03T	LMC	\$2,444.80		
					6462315	2020 CV PS Coalition for the Homeless	03T	LMC	\$17,925.84		
					6462655	2020 CV PS Coalition for the Homeless	03T	LMC	\$5,713.73		
					6465853	2020 CV PS Coalition for the Homeless	03T	LMC	\$8,074.64		
					6469302	2020 CV PS Coalition for the Homeless	03T	LMC	\$31,422.80		
					6472924	2020 CV PS Coalition for the Homeless	03T	LMC	\$19,703.33		
					6491099	2020 CV PS Coalition for the Homeless	03T	LMC	\$27,621.07		
					6507696	2020 CV PS Coalition for the Homeless	03T	LMC	\$23,711.63		
					6519329	2020 CV PS Coalition for the Homeless	03T	LMC	\$31,706.55		
					6519945	2020 CV PS Coalition for the Homeless	03T	LMC	\$31,591.75		
					6552247	2020 CV PS Coalition for the Homeless	03T	LMC	\$64,542.86		
					6552270	2020 CV PS Coalition for the Homeless	03T	LMC	\$55,118.92		
					6558131	2020 CV PS Coalition for the Homeless	03T	LMC	\$55,379.20		
					4382	4382	6454713	2020 CV PS Community Coordinated Care for the Children	05L	LMC	\$3,798.44
			6457063	2020 CV PS Community Coordinated Care for the Children			05L	LMC	\$9,731.99		
			6457452	2020 CV PS Community Coordinated Care for the Children			05L	LMC	\$10,934.24		
			6475338	2020 CV PS Community Coordinated Care for the Children			05L	LMC	\$9,258.86		
			6475340	2020 CV PS Community Coordinated Care for the Children			05L	LMC	\$4,674.74		
			6482818	2020 CV PS Community Coordinated Care for the Children			05L	LMC	\$9,702.44		
			6483034	2020 CV PS Community Coordinated Care for the Children			05L	LMC	\$7,962.02		
			6509325	2020 CV PS Community Coordinated Care for the Children			05L	LMC	\$6,318.83		
			6520060	2020 CV PS Community Coordinated Care for the Children			05L	LMC	\$52,905.32		
			6543810	2020 CV PS Community Coordinated Care for the Children			05L	LMC	\$10,848.57		
			6544017	2020 CV PS Community Coordinated Care for the Children			05L	LMC	\$8,346.43		
			6544025	2020 CV PS Community Coordinated Care for the Children			05L	LMC	\$9,239.79		
			4383	4383			6446695	2020 CV PS Community Legal Service	05C	LMC	\$7,242.34
							6449480	2020 CV PS Community Legal Service	05C	LMC	\$17,772.08
					6459078	2020 CV PS Community Legal Service	05C	LMC	\$13,885.83		
					6479410	2020 CV PS Community Legal Service	05C	LMC	\$52,382.01		
					6496433	2020 CV PS Community Legal Service	05C	LMC	\$13,143.22		
	6497149	2020 CV PS Community Legal Service			05C	LMC	\$10,847.82				
	6498356	2020 CV PS Community Legal Service			05C	LMC	\$43,647.22				
6502683	2020 CV PS Community Legal Service	05C			LMC	\$18,010.75					
6547024	2020 CV PS Community Legal Service	05C			LMC	\$14,712.52					
6547182	2020 CV PS Community Legal Service	05C			LMC	\$25,194.94					
6547205	2020 CV PS Community Legal Service	05C			LMC	\$13,762.59					
6551169	2020 CV PS Community Legal Service	05C			LMC	\$9,991.01					
4384	4384	6455380	2020 CV PS Covenant House Florida	03T	LMC	\$3,360.88					
		6461321	2020 CV PS Covenant House Florida	03T	LMC	\$3,885.14					
		6467626	2020 CV PS Covenant House Florida	03T	LMC	\$4,197.08					
		6472256	2020 CV PS Covenant House Florida	03T	LMC	\$10,719.36					

	6478002	2020 CV PS Covenant House Florida	03T	LMC	\$8,034.54
	6480082	2020 CV PS Covenant House Florida	03T	LMC	\$6,240.63
	6505578	2020 CV PS Covenant House Florida	03T	LMC	\$5,322.11
	6505679	2020 CV PS Covenant House Florida	03T	LMC	\$6,211.99
	6507627	2020 CV PS Covenant House Florida	03T	LMC	\$5,314.03
	6552920	2020 CV PS Covenant House Florida	03T	LMC	\$6,397.81
	6552987	2020 CV PS Covenant House Florida	03T	LMC	\$3,257.43
4385	6485748	2020 CV PS Hispanic Federation	05X	LMH	\$1,878.31
	6498281	2020 CV PS Hispanic Federation	05X	LMH	\$10,167.85
	6498631	2020 CV PS Hispanic Federation	05X	LMH	\$9,805.98
	6549877	2020 CV PS Hispanic Federation	05X	LMH	\$43,970.08
	6549878	2020 CV PS Hispanic Federation	05X	LMH	\$51,633.80
	6550152	2020 CV PS Hispanic Federation	05X	LMH	\$22,049.82
	6550231	2020 CV PS Hispanic Federation	05X	LMH	\$24,278.29
	6551765	2020 CV PS Hispanic Federation	05X	LMH	\$3,792.93
	6551922	2020 CV PS Hispanic Federation	05X	LMH	\$48,041.74
4387	6457067	2020 CV PS Jewish Family Services (Rental Assistance)	05Q	LMC	\$693.91
	6457072	2020 CV PS Jewish Family Services (Rental Assistance)	05Q	LMC	\$2,827.89
	6457076	2020 CV PS Jewish Family Services (Rental Assistance)	05Q	LMC	\$143,402.05
	6468997	2020 CV PS Jewish Family Services (Rental Assistance)	05Q	LMC	\$551.57
	6469586	2020 CV PS Jewish Family Services (Rental Assistance)	05Q	LMC	\$120,131.41
	6472986	2020 CV PS Jewish Family Services (Rental Assistance)	05Q	LMC	\$160,928.16
	6473354	2020 CV PS Jewish Family Services (Rental Assistance)	05Q	LMC	\$144,121.81
	6492215	2020 CV PS Jewish Family Services (Rental Assistance)	05Q	LMC	\$4,466.62
	6519884	2020 CV PS Jewish Family Services (Rental Assistance)	05Q	LMC	\$463.51
	6546409	2020 CV PS Jewish Family Services (Rental Assistance)	05Q	LMC	\$276,500.66
4388	6461314	2020 CV PS Jewish Family Services (Food Pantry staff)	05W	LMC	\$3,635.94
	6461315	2020 CV PS Jewish Family Services (Food Pantry staff)	05W	LMC	\$3,945.84
	6461316	2020 CV PS Jewish Family Services (Food Pantry staff)	05W	LMC	\$3,839.09
	6470236	2020 CV PS Jewish Family Services (Food Pantry staff)	05W	LMC	\$4,241.38
	6470242	2020 CV PS Jewish Family Services (Food Pantry staff)	05W	LMC	\$3,555.20
	6470381	2020 CV PS Jewish Family Services (Food Pantry staff)	05W	LMC	\$4,242.99
	6479860	2020 CV PS Jewish Family Services (Food Pantry staff)	05W	LMC	\$3,752.96
	6492053	2020 CV PS Jewish Family Services (Food Pantry staff)	05W	LMC	\$3,752.96
	6513577	2020 CV PS Jewish Family Services (Food Pantry staff)	05W	LMC	\$4,033.64
4389	6494330	2020 CV PS LifeStream Behavioral Center	03T	LMC	\$4,824.84
	6498686	2020 CV PS LifeStream Behavioral Center	03T	LMC	\$8,887.82
	6498687	2020 CV PS LifeStream Behavioral Center	03T	LMC	\$11,342.07
	6515945	2020 CV PS LifeStream Behavioral Center	03T	LMC	\$140.50
	6530323	2020 CV PS LifeStream Behavioral Center	03T	LMC	\$2,254.18
4390	6459079	2020 CV PS Seniors First	05A	LMC	\$2,899.23
	6459081	2020 CV PS Seniors First	05A	LMC	\$12,451.34
	6460464	2020 CV PS Seniors First	05A	LMC	\$1,811.28
	6460469	2020 CV PS Seniors First	05A	LMC	\$1,710.09
	6466539	2020 CV PS Seniors First	05A	LMC	\$1,851.16
	6500879	2020 CV PS Seniors First	05A	LMC	\$16,734.60
	6529166	2020 CV PS Seniors First	05A	LMC	\$2,654.01
	6529182	2020 CV PS Seniors First	05A	LMC	\$1,268.28
	6547387	2020 CV PS Seniors First	05A	LMC	\$31,638.17
	6551545	2020 CV PS Seniors First	05A	LMC	\$31,168.20
	6551689	2020 CV PS Seniors First	05A	LMC	\$32,806.72
	6552886	2020 CV PS Seniors First	05A	LMC	\$23,006.43
4391	6416548	2020 CV PS SOS by Urbander	05H	LMA	\$3,000.00
	6461317	2020 CV PS SOS by Urbander	05H	LMA	\$1,500.00
	6461319	2020 CV PS SOS by Urbander	05H	LMA	\$1,500.00
	6496418	2020 CV PS SOS by Urbander	05H	LMA	\$750.00
	6508604	2020 CV PS SOS by Urbander	05H	LMA	\$750.00
	6515084	2020 CV PS SOS by Urbander	05H	LMA	\$4,750.00
	6551623	2020 CV PS SOS by Urbander	05H	LMA	\$4,950.00
	6551673	2020 CV PS SOS by Urbander	05H	LMA	\$4,000.00
	6551851	2020 CV PS SOS by Urbander	05H	LMA	\$1,500.00
	6551853	2020 CV PS SOS by Urbander	05H	LMA	\$750.00
	6551854	2020 CV PS SOS by Urbander	05H	LMA	\$750.00
4392	6500198	2020 CV PS The Jobs Partnership	05H	LMC	\$5,832.66
	6500212	2020 CV PS The Jobs Partnership	05H	LMC	\$5,068.30
	6510877	2020 CV PS The Jobs Partnership	05H	LMC	\$5,398.90

	6518392	2020 CV PS The Jobs Partnership	05H	LMC	\$5,148.82
	6521276	2020 CV PS The Jobs Partnership	05H	LMC	\$3,755.51
	6521281	2020 CV PS The Jobs Partnership	05H	LMC	\$4,399.80
	6545413	2020 CV PS The Jobs Partnership	05H	LMC	\$6,205.46
4393	6489520	2020 CV PS United Against Poverty	05Z	LMC	\$8,210.06
	6489522	2020 CV PS United Against Poverty	05Z	LMC	\$7,873.87
	6489801	2020 CV PS United Against Poverty	05Z	LMC	\$9,972.36
	6491171	2020 CV PS United Against Poverty	05Z	LMC	\$22,455.42
	6491181	2020 CV PS United Against Poverty	05Z	LMC	\$16,340.56
	6491509	2020 CV PS United Against Poverty	05Z	LMC	\$16,497.07
	6491512	2020 CV PS United Against Poverty	05Z	LMC	\$16,492.94
	6491514	2020 CV PS United Against Poverty	05Z	LMC	\$17,058.24
	6494370	2020 CV PS United Against Poverty	05Z	LMC	\$23,335.62
	6494384	2020 CV PS United Against Poverty	05Z	LMC	\$13,435.26
	6500830	2020 CV PS United Against Poverty	05Z	LMC	\$13,365.22
	6523107	2020 CV PS United Against Poverty	05Z	LMC	\$18,965.50
4394	6499684	2020 CV PS Grand Avenue (Pathlight Home for Covid)	05Z	LMC	\$435.75
	6499738	2020 CV PS Grand Avenue (Pathlight Home for Covid)	05Z	LMC	\$2,421.16
	6499783	2020 CV PS Grand Avenue (Pathlight Home for Covid)	05Z	LMC	\$2,837.88
	6508491	2020 CV PS Grand Avenue (Pathlight Home for Covid)	05Z	LMC	\$7,427.98
	6508582	2020 CV PS Grand Avenue (Pathlight Home for Covid)	05Z	LMC	\$4,840.88
	6508594	2020 CV PS Grand Avenue (Pathlight Home for Covid)	05Z	LMC	\$6,621.79
	6531581	2020 CV PS Grand Avenue (Pathlight Home for Covid)	05Z	LMC	\$4,179.68
	6534482	2020 CV PS Grand Avenue (Pathlight Home for Covid)	05Z	LMC	\$1,642.64
	6534640	2020 CV PS Grand Avenue (Pathlight Home for Covid)	05Z	LMC	\$3,610.24
Total					\$2,467,849.91

LINE 19 DETAIL: ACTIVITIES INCLUDED IN THE COMPUTATION OF LINE 19

Plan Year	IDIS Project	IDIS Activity	Voucher Number	Activity Name	Matrix Code	National Objective	Drawn Amount
2020	4	4379	6414629	2020 CV CDBG Administration	21A		\$4,368.97
			6419191	2020 CV CDBG Administration	21A		\$1,944.77
			6419984	2020 CV CDBG Administration	21A		\$590.34
			6421132	2020 CV CDBG Administration	21A		\$49.90
			6440748	2020 CV CDBG Administration	21A		\$4,446.49
			6445835	2020 CV CDBG Administration	21A		\$3,867.70
			6447028	2020 CV CDBG Administration	21A		\$10,915.20
			6449152	2020 CV CDBG Administration	21A		\$2,000.00
			6449326	2020 CV CDBG Administration	21A		\$9,528.62
			6453039	2020 CV CDBG Administration	21A		\$1,003.59
			6453501	2020 CV CDBG Administration	21A		\$832.80
			6453507	2020 CV CDBG Administration	21A		\$832.80
			6453510	2020 CV CDBG Administration	21A		\$458.04
			6453514	2020 CV CDBG Administration	21A		\$832.80
			6453517	2020 CV CDBG Administration	21A		\$437.22
			6453519	2020 CV CDBG Administration	21A		\$499.68
			6453522	2020 CV CDBG Administration	21A		\$666.24
			6453525	2020 CV CDBG Administration	21A		\$499.68
			6453527	2020 CV CDBG Administration	21A		\$603.78
			6453535	2020 CV CDBG Administration	21A		\$499.68
			6454090	2020 CV CDBG Administration	21A		\$832.80
			6454093	2020 CV CDBG Administration	21A		\$832.80
			6454095	2020 CV CDBG Administration	21A		\$832.80
			6454115	2020 CV CDBG Administration	21A		\$395.58
			6454746	2020 CV CDBG Administration	21A		\$4,871.30
			6455358	2020 CV CDBG Administration	21A		\$8,156.10
			6457214	2020 CV CDBG Administration	21A		\$249.84
			6460288	2020 CV CDBG Administration	21A		\$697.47
			6463073	2020 CV CDBG Administration	21A		\$56.21
			6464613	2020 CV CDBG Administration	21A		\$3,329.32
			6464764	2020 CV CDBG Administration	21A		\$10,296.72
			6465973	2020 CV CDBG Administration	21A		\$661.94
			6475242	2020 CV CDBG Administration	21A		\$3,395.17
			6481749	2020 CV CDBG Administration	21A		\$182.17
			6482234	2020 CV CDBG Administration	21A		\$262.33

6482481	2020 CV CDBG Administration	21A	\$135.33
6485018	2020 CV CDBG Administration	21A	\$3,395.17
6486760	2020 CV CDBG Administration	21A	\$12,445.10
6487194	2020 CV CDBG Administration	21A	\$199.87
6490784	2020 CV CDBG Administration	21A	\$247.76
6491765	2020 CV CDBG Administration	21A	\$295.64
6491797	2020 CV CDBG Administration	21A	\$12,447.36
6493080	2020 CV CDBG Administration	21A	\$12,293.72
6496554	2020 CV CDBG Administration	21A	\$3,395.17
6497241	2020 CV CDBG Administration	21A	\$11,241.84
6498397	2020 CV CDBG Administration	21A	\$2,614.79
6499214	2020 CV CDBG Administration	21A	\$60.34
6504312	2020 CV CDBG Administration	21A	\$114.51
6507860	2020 CV CDBG Administration	21A	\$549.65
6508710	2020 CV CDBG Administration	21A	\$3,395.17
6509381	2020 CV CDBG Administration	21A	\$364.35
6509435	2020 CV CDBG Administration	21A	\$399.74
6509506	2020 CV CDBG Administration	21A	\$383.09
6509612	2020 CV CDBG Administration	21A	\$347.69
6512850	2020 CV CDBG Administration	21A	\$151.86
6514440	2020 CV CDBG Administration	21A	\$10,216.57
6515852	2020 CV CDBG Administration	21A	\$7,628.84
6516353	2020 CV CDBG Administration	21A	\$7,909.50
6517061	2020 CV CDBG Administration	21A	\$9,124.39
6518028	2020 CV CDBG Administration	21A	\$9,234.43
6520032	2020 CV CDBG Administration	21A	\$3,395.17
6520531	2020 CV CDBG Administration	21A	\$314.38
6520589	2020 CV CDBG Administration	21A	\$182.10
6520623	2020 CV CDBG Administration	21A	\$253.55
6520675	2020 CV CDBG Administration	21A	\$103.72
6520718	2020 CV CDBG Administration	21A	\$124.92
6521504	2020 CV CDBG Administration	21A	\$414.90
6521544	2020 CV CDBG Administration	21A	\$375.72
6522225	2020 CV CDBG Administration	21A	\$285.82
6524235	2020 CV CDBG Administration	21A	\$8,761.98
6524410	2020 CV CDBG Administration	21A	\$306.05
6524565	2020 CV CDBG Administration	21A	\$7,054.70
6527213	2020 CV CDBG Administration	21A	\$7,412.38
6528635	2020 CV CDBG Administration	21A	\$473.68
6529059	2020 CV CDBG Administration	21A	\$247.82
6532608	2020 CV CDBG Administration	21A	\$3,395.17
6534523	2020 CV CDBG Administration	21A	\$334.23
6534547	2020 CV CDBG Administration	21A	\$749.12
6534839	2020 CV CDBG Administration	21A	\$726.08
6536450	2020 CV CDBG Administration	21A	\$5,593.90
6536693	2020 CV CDBG Administration	21A	\$5,270.67
6536818	2020 CV CDBG Administration	21A	\$248.54
6537292	2020 CV CDBG Administration	21A	\$274.30
6537429	2020 CV CDBG Administration	21A	\$622.35
6537801	2020 CV CDBG Administration	21A	\$342.29
6538378	2020 CV CDBG Administration	21A	\$176.97
6539066	2020 CV CDBG Administration	21A	\$210.02
6539382	2020 CV CDBG Administration	21A	\$310.22
6539467	2020 CV CDBG Administration	21A	\$832.80
6539540	2020 CV CDBG Administration	21A	\$478.86
6539600	2020 CV CDBG Administration	21A	\$603.78
6540837	2020 CV CDBG Administration	21A	\$115.25
6545382	2020 CV CDBG Administration	21A	\$334.22
6545597	2020 CV CDBG Administration	21A	\$343.53
6546617	2020 CV CDBG Administration	21A	\$467.91
6546624	2020 CV CDBG Administration	21A	\$159.04
6548059	2020 CV CDBG Administration	21A	\$4,942.07
6548377	2020 CV CDBG Administration	21A	\$5,192.59
6549146	2020 CV CDBG Administration	21A	\$114.51
6550102	2020 CV CDBG Administration	21A	\$3,395.17
6550273	2020 CV CDBG Administration	21A	\$442.56

6550326	2020 CV CDBG Administration	21A	\$207.45
6550660	2020 CV CDBG Administration	21A	\$541.67
6551045	2020 CV CDBG Administration	21A	\$187.96
6551427	2020 CV CDBG Administration	21A	\$445.09
6551523	2020 CV CDBG Administration	21A	\$5,652.01
6551763	2020 CV CDBG Administration	21A	\$311.18
6551779	2020 CV CDBG Administration	21A	\$301.89
6551781	2020 CV CDBG Administration	21A	\$187.38
6551795	2020 CV CDBG Administration	21A	\$180.94
6551799	2020 CV CDBG Administration	21A	\$352.67
6551850	2020 CV CDBG Administration	21A	\$247.82
6553237	2020 CV CDBG Administration	21A	\$5,130.08
6554967	2020 CV CDBG Administration	21A	\$595.45
6555059	2020 CV CDBG Administration	21A	\$789.46
6555184	2020 CV CDBG Administration	21A	\$80.68
6555417	2020 CV CDBG Administration	21A	\$395.58
6555487	2020 CV CDBG Administration	21A	\$92.20
6555731	2020 CV CDBG Administration	21A	\$39.19
6555887	2020 CV CDBG Administration	21A	\$4,908.10
6556559	2020 CV CDBG Administration	21A	\$18.44
6561860	2020 CV CDBG Administration	21A	\$892.00
6561935	2020 CV CDBG Administration	21A	\$892.00
6561952	2020 CV CDBG Administration	21A	\$713.60
6562058	2020 CV CDBG Administration	21A	\$892.00
6564899	2020 CV CDBG Administration	21A	\$403.38
6564916	2020 CV CDBG Administration	21A	\$246.64
6564934	2020 CV CDBG Administration	21A	\$421.81
6565211	2020 CV CDBG Administration	21A	\$119.94
6565805	2020 CV CDBG Administration	21A	\$295.04
6565958	2020 CV CDBG Administration	21A	\$258.16
6566099	2020 CV CDBG Administration	21A	\$115.25
6566271	2020 CV CDBG Administration	21A	\$149.82
6566368	2020 CV CDBG Administration	21A	\$179.79
6566756	2020 CV CDBG Administration	21A	\$5,666.15
6567161	2020 CV CDBG Administration	21A	\$239.72
6567280	2020 CV CDBG Administration	21A	\$186.71
6567805	2020 CV CDBG Administration	21A	\$4,908.10
6568564	2020 CV CDBG Administration	21A	\$433.06
6568599	2020 CV CDBG Administration	21A	\$610.03
6568638	2020 CV CDBG Administration	21A	\$328.96
6568968	2020 CV CDBG Administration	21A	\$510.09
6569036	2020 CV CDBG Administration	21A	\$437.22
6569237	2020 CV CDBG Administration	21A	\$892.00

Total

\$294,362.48



Office of Community Planning and Development
 U.S. Department of Housing and Urban Development
 Integrated Disbursement and Information System
 Expenditure Report
 Use of CDBG, CDBG-CV Funds by ORANGE COUNTY, FL
 from 10-01-2020 to 09-30-2021

DATE: 11-29-21
 TIME: 12:55
 PAGE: 1

Matrix Code	Activity Group	Matrix Code Name	Disbursements during PY 2020	Percent of Total Disbursed in 2020
14A	HR	Rehab; Single-Unit Residential	1,577,125.37	18.22%
14B	HR	Rehab; Multi-Unit Residential	949,490.34	10.97%
14H	HR	Rehabilitation Administration	422,685.43	4.88%
14I	HR	Lead-Based/Lead Hazard Test/Abate	7,530.96	0.09%
Subtotal for : Housing			2,956,832.10	34.16%
03B	PI	Facility for Persons with Disabilities	382,020.00	4.41%
03E	PI	Neighborhood Facilities	750,690.50	8.67%
03I	PI	Flood Drainage Improvements	19,930.77	0.23%
03K	PI	Street Improvements	2,101.97	0.02%
03M	PI	Child Care Centers	63,000.00	0.73%
Subtotal for : Public Facilities and Improvements			1,217,743.24	14.07%
03T	PS	Operating Costs of Homeless/AIDS Patients Programs	585,287.55	6.76%
05A	PS	Senior Services	269,548.96	3.11%
05B	PS	Services for Persons with Disabilities	220,834.65	2.55%
05C	PS	Legal Services	236,292.90	2.73%
05D	PS	Youth Services	26,120.54	0.30%
05F	PS	Substance Abuse Services	59,790.71	0.69%
05G	PS	Services for victims of domestic violence, dating violence, sexual assault or stalking	32,597.69	0.38%
05H	PS	Employment Training	96,259.45	1.11%
05L	PS	Child Care Services	344,586.63	3.98%
05M	PS	Health Services	40,471.11	0.47%
05Q	PS	Subsistence Payment	890,166.85	10.28%
05W	PS	Food Banks	35,000.00	0.40%
05X	PS	Housing Information and Referral Services	190,001.08	2.19%
05Z	PS	Other Public Services Not Listed in 05A-05Y, 03T	244,967.30	2.83%
Subtotal for : Public Services			3,271,925.42	37.79%
21A	AP	General Program Administration	1,210,549.50	13.98%
Subtotal for : General Administration and Planning			1,210,549.50	13.98%
Total Disbursements			8,657,050.26	100.00%



Office of Community Planning and Development
 U.S. Department of Housing and Urban Development
 Integrated Disbursement and Information System
 Expenditure Report
 Use of CDBG-CV Funds by ORANGE COUNTY, FL
 from 10-01-2020 to 09-30-2021

DATE: 11-29-21
 TIME: 13:03
 PAGE: 1

Matrix Code	Activity Group	Matrix Code Name	Disbursements during PY 2020	Percent of Total Disbursed in 2020
03T	PS	Operating Costs of Homeless/AIDS Patients Programs	474,011.25	18.16%
05A	PS	Senior Services	128,361.34	4.92%
05B	PS	Services for Persons with Disabilities	49,600.01	1.90%
05C	PS	Legal Services	201,634.80	7.73%
05H	PS	Employment Training	55,259.45	2.12%
05L	PS	Child Care Services	143,721.67	5.51%
05Q	PS	Subsistence Payment	854,087.59	32.73%
05W	PS	Food Banks	35,000.00	1.34%
05X	PS	Housing Information and Referral Services	167,577.06	6.42%
05Z	PS	Other Public Services Not Listed in 05A-05Y, 03T	234,020.12	8.97%
Subtotal for : Public Services			2,343,273.29	89.80%
21A	AP	General Program Administration	266,242.16	10.20%
Subtotal for : General Administration and Planning			266,242.16	10.20%
Total Disbursements			2,609,515.45	100.00%



Office of Community Planning and Development
 U.S. Department of Housing and Urban Development
 Integrated Disbursement and Information System
 Expenditure Report
 Use of CDBG Funds by ORANGE COUNTY, FL
 from 10-01-2020 to 09-30-2021

DATE: 11-29-21
 TIME: 12:59
 PAGE: 1

Matrix Code	Activity Group	Matrix Code Name	Disbursements during PY 2020	Percent of Total Disbursed in 2020
14A	HR	Rehab; Single-Unit Residential	1,577,125.37	26.08%
14B	HR	Rehab; Multi-Unit Residential	949,490.34	15.70%
14H	HR	Rehabilitation Administration	422,685.43	6.99%
14I	HR	Lead-Based/Lead Hazard Test/Abate	7,530.96	0.12%
Subtotal for : Housing			2,956,832.10	48.89%
03B	PI	Facility for Persons with Disabilities	382,020.00	6.32%
03E	PI	Neighborhood Facilities	750,690.50	12.41%
03I	PI	Flood Drainage Improvements	19,930.77	0.33%
03K	PI	Street Improvements	2,101.97	0.03%
03M	PI	Child Care Centers	63,000.00	1.04%
Subtotal for : Public Facilities and Improvements			1,217,743.24	20.14%
03T	PS	Operating Costs of Homeless/AIDS Patients Programs	111,276.30	1.84%
05A	PS	Senior Services	141,187.62	2.33%
05B	PS	Services for Persons with Disabilities	171,234.64	2.83%
05C	PS	Legal Services	34,658.10	0.57%
05D	PS	Youth Services	26,120.54	0.43%
05F	PS	Substance Abuse Services	59,790.71	0.99%
05G	PS	Services for victims of domestic violence, dating violence, sexual assault or stalking	32,597.69	0.54%
05H	PS	Employment Training	41,000.00	0.68%
05L	PS	Child Care Services	200,864.96	3.32%
05M	PS	Health Services	40,471.11	0.67%
05Q	PS	Subsistence Payment	36,079.26	0.60%
05X	PS	Housing Information and Referral Services	22,424.02	0.37%
05Z	PS	Other Public Services Not Listed in 05A-05Y, 03T	10,947.18	0.18%
Subtotal for : Public Services			928,652.13	15.36%
21A	AP	General Program Administration	944,307.34	15.61%
Subtotal for : General Administration and Planning			944,307.34	15.61%
Total Disbursements			6,047,534.81	100.00%



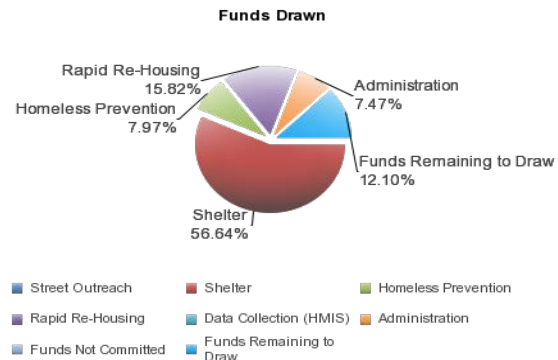
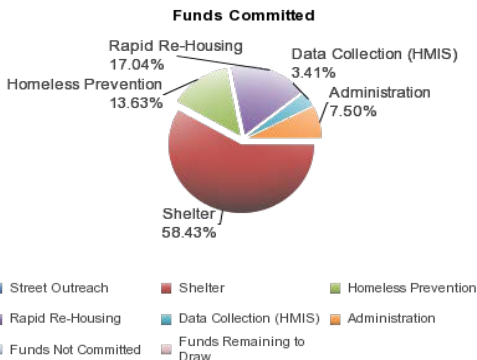
ORANGE COUNTY, FL
2020

ESG Program Level Summary

Grant Number	Total Grant Amount	Total Funds Committed	Total Funds Available to Commit	% of Grant Funds Not Committed	Grant Funds Drawn	% of Grant Funds Drawn	Available to Draw	% Remaining to Draw
E20UC120003	\$587,025.00	\$587,025.00	\$0.00	0.00%	\$515,999.04	87.90%	\$71,025.96	12.10%

ESG Program Components

Activity Type	Total Committed to Activities	% of Grant Committed	Drawn Amount	% of Grant Drawn
Street Outreach	\$0.00	0.00%	\$0.00	0.00%
Shelter	\$343,000.00	58.43%	\$332,473.45	56.64%
Homeless Prevention	\$80,000.00	13.63%	\$46,802.57	7.97%
Rapid Re-Housing	\$100,000.00	17.04%	\$92,888.17	15.82%
Data Collection (HMIS)	\$20,000.00	3.41%	\$0.00	0.00%
Administration	\$44,025.00	7.50%	\$43,834.85	7.47%
Funds Not Committed	\$0.00	0.00%	\$0.00	0.00%
Funds Remaining to Draw	\$0.00	0.00%	\$71,025.96	12.10%
Total	\$587,025.00	100.00%	\$587,025.00	100.00%



24-Month Grant Expenditure Deadline

All of the recipient's grant must be expended for eligible activity costs within 24 months after the date HUD signs the grant agreement with the recipient. Expenditure means either an actual cash disbursement for a direct charge for a good or service or an indirect cost or the accrual of a direct charge for a good or service or an indirect cost. This report uses draws in IDIS to measure expenditures. HUD allocated Fiscal Year 2011 ESG funds in two allocations. For FY2011, this Obligation Date is the date of the first allocation. This report does not list the Obligation Date, does not calculate the Expenditure Deadline, and does not track the Days Remaining for the FY 2011 second allocation.

Grant Amount: \$587,025.00

Grant Number	Draws to Date	HUD Obligation Date	Expenditure Deadline	Days Remaining to Meet Requirement	Expenditures Required
E20UC120003	\$515,999.04	10/15/2020	10/15/2022	321	\$71,025.96

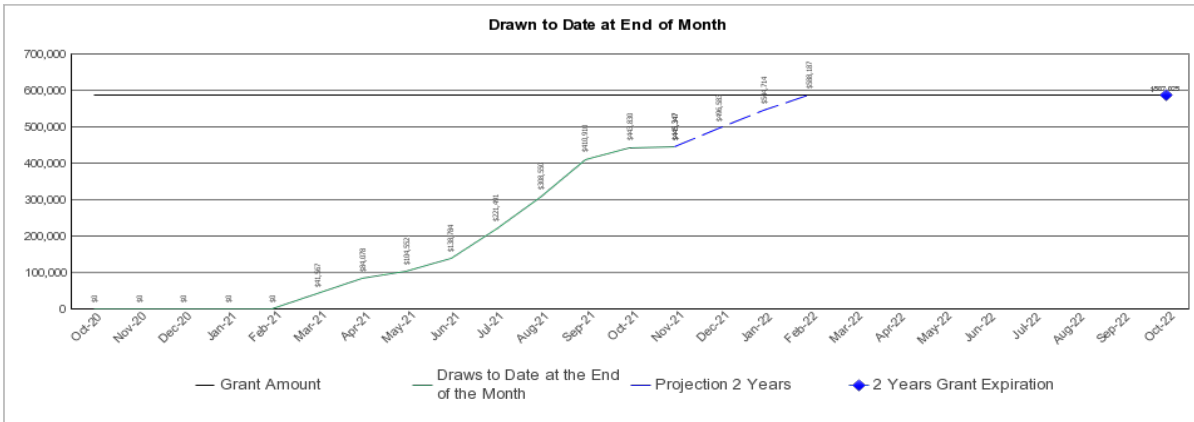
60% Cap on Emergency Shelter and Street Outreach

The cap refers to the total amount of the recipient's fiscal year grant, allowed for emergency shelter and street outreach activities, is capped at 60 percent. This amount cannot exceed the greater of: (1) 60% of the overall grant for the year; or, (2) the amount of Fiscal Year 2010 ESG funds committed for homeless assistance activities. (Note: the HESG-CV grants are currently exempt from the 60% funding cap restrictions.)

Shelter	Outreach	Shelter and Street Outreach	Street Outreach	Homeless Assistance	Street Outreach	Street Outreach
\$343,000.00	\$0.00	\$343,000.00	58.43%	\$230,749.00	\$332,473.45	56.64%

ESG Draws By Month (at the total grant level):

Grant Amount: 587,025.00



ESG Draws By Quarter (at the total grant level):

Quarter End Date	Draws for the Quarter	Draws to Date at the End of the Quarter	% Drawn for the Quarter	% Drawn to Date at End of Quarter
12/31/2020	\$0.00	\$0.00	0.00%	0.00%
03/31/2021	\$41,567.47	\$41,567.47	7.08%	7.08%
06/30/2021	\$97,216.76	\$138,784.23	16.56%	23.64%
09/30/2021	\$272,125.74	\$410,909.97	46.36%	70.00%
12/31/2021	\$34,437.42	\$445,347.39	5.87%	75.87%

ESG Subrecipient Commitments and Draws by Activity Category :

Subrecipient	Activity Type	Committed	Drawn
ORANGE COUNTY	Administration	\$44,025.00	\$43,834.85
	Total	\$44,025.00	\$43,834.85
	Total Remaining to be Drawn	\$0.00	\$190.15
	Percentage Remaining to be Drawn	\$0.00	0.43%
	Rapid Re-Housing	\$100,000.00	\$92,888.17
Catholic Charities of Central Florida, Inc.	Total	\$100,000.00	\$92,888.17
	Total Remaining to be Drawn	\$0.00	\$7,111.83
	Percentage Remaining to be Drawn	\$0.00	7.11%
	Shelter	\$75,000.00	\$75,000.00
HARBOR HOUSE OF CENTRAL FLORIDA	Total	\$75,000.00	\$75,000.00
	Total Remaining to be Drawn	\$0.00	\$0.00
	Percentage Remaining to be Drawn	\$0.00	0.00%
	Shelter	\$145,000.00	\$145,000.00
COALITION FOR THE HOMELESS OF CENTRAL FLORIDA, INC	Total	\$145,000.00	\$145,000.00
	Total Remaining to be Drawn	\$0.00	\$0.00
	Percentage Remaining to be Drawn	\$0.00	0.00%
	Shelter	\$53,000.00	\$53,000.00
Family Promise of Greater Orlando	Homeless Prevention	\$80,000.00	\$46,802.57
	Total	\$133,000.00	\$99,802.57
	Total Remaining to be Drawn	\$0.00	\$33,197.43
	Percentage Remaining to be Drawn	\$0.00	24.96%
Covenant House Florida, Inc.	Shelter	\$70,000.00	\$59,473.45
	Total	\$70,000.00	\$59,473.45
	Total Remaining to be Drawn	\$0.00	\$10,526.55
	Percentage Remaining to be Drawn	\$0.00	15.04%
FL-507 Homeless Services Network of Central Florida	Data Collection (HMIS)	\$20,000.00	\$0.00
	Total	\$20,000.00	\$0.00
	Total Remaining to be Drawn	\$0.00	\$20,000.00
	Percentage Remaining to be Drawn	\$0.00	100.00%

ESG Subrecipients by Activity Category

Activity Type	Subrecipient
Shelter	HARBOR HOUSE OF CENTRAL FLORIDA
	COALITION FOR THE HOMELESS OF CENTRAL FLORIDA, INC
	Family Promise of Greater Orlando
	Covenant House Florida, Inc.
	Family Promise of Greater Orlando
Homeless Prevention	Family Promise of Greater Orlando
Rapid Re-Housing	Catholic Charities of Central Florida, Inc.
Data Collection (HMIS)	FL-507 Homeless Services Network of Central Florida
Administration	ORANGE COUNTY

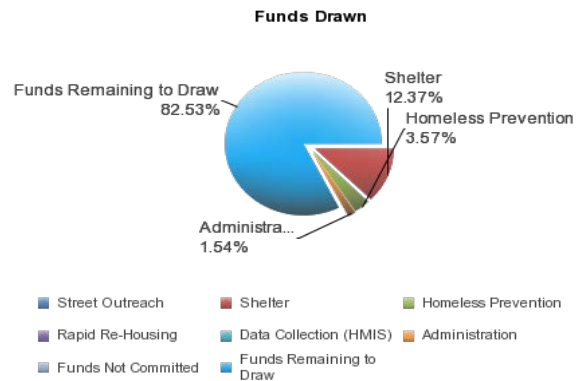
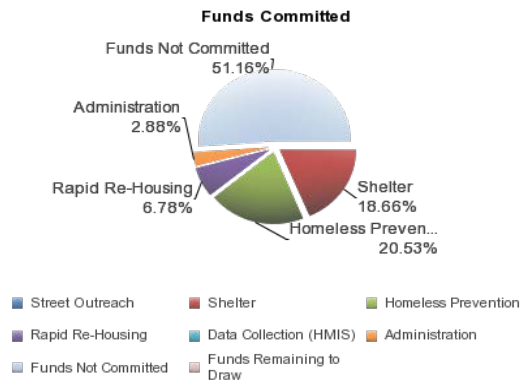


ESG-CV Program Level Summary

Grant Number	Total Grant Amount	Total Funds Committed	Total Funds Available to Commit	% of Grant Funds Not Committed	Grant Funds Drawn	% of Grant Funds Drawn	Available to Draw	% Remaining to Draw
E20UW120003	\$7,040,661.00	\$3,438,893.00	\$3,601,768.00	51.16%	\$1,230,309.41	17.47%	\$5,810,351.59	82.53%

ESG-CV Program Components

Activity Type	Total Committed to Activities	% of Grant Committed	Drawn Amount	% of Grant Drawn
Street Outreach	\$0.00	0.00%	\$0.00	0.00%
Shelter	\$1,313,804.00	18.66%	\$870,578.32	12.37%
Homeless Prevention	\$1,445,208.00	20.53%	\$251,501.39	3.57%
Rapid Re-Housing	\$477,459.00	6.78%	\$0.00	0.00%
Data Collection (HMIS)	\$0.00	0.00%	\$0.00	0.00%
Administration	\$202,422.00	2.88%	\$108,229.70	1.54%
Funds Not Committed	\$3,601,768.00	51.16%	\$0.00	0.00%
Funds Remaining to Draw	\$0.00	0.00%	\$5,810,351.59	82.53%
Total	\$7,040,661.00	100.00%	\$7,040,661.00	100.00%



24-Month Grant Expenditure Deadline

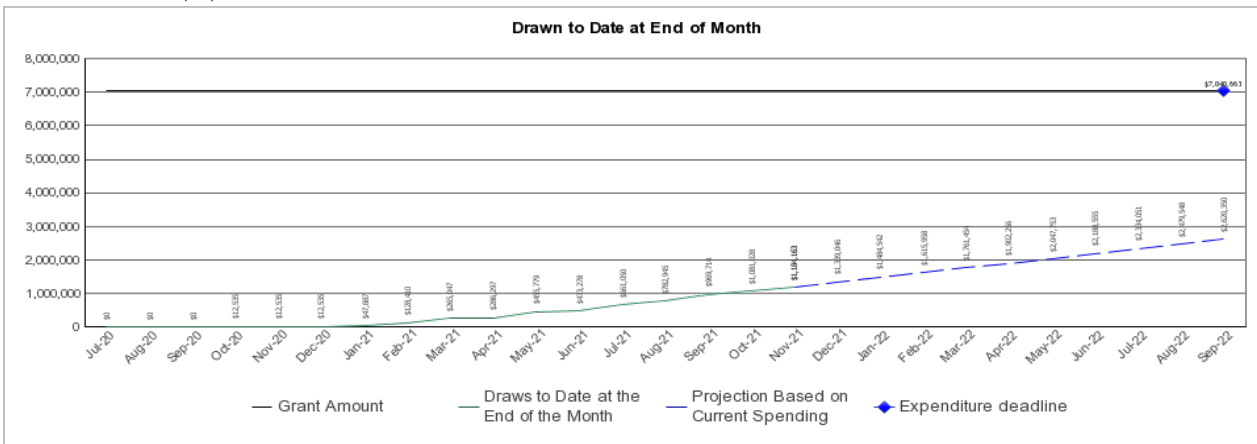
All of the recipient's grant must be expended for eligible activity costs within 24 months after the date HUD signs the grant agreement with the recipient. Expenditure means either an actual cash disbursement for a direct charge for a good or service or the accrual of a direct charge for a good or service or an indirect cost. This report uses draws in IDIS to measure expenditures. HUD allocated Fiscal Year 2011 ESG funds in two allocations. For FY2011, this Obligation Date is the date of the first allocation. This report does not list the Obligation Date, does not calculate the Expenditure Deadline, and does not track the Days Remaining for the FY 2011 second allocation.

Grant Amount: \$7,040,661.00

Grant Number	Draws to Date	HUD Obligation Date	Expenditure Deadline	to Meet Requirement Date	Expenditures Required
E20UW120003	\$1,230,309.41	07/17/2020	09/30/2022	306	\$5,810,351.59

ESG Draws By Month (at the total grant level):

Grant Amount: 7,040,661.00



ESG-CV Draws By Quarter (at the total grant level):

Quarter End Date	Quarter	the End of the	Quarter	at End of Quarter
09/30/2020	\$0.00	\$0.00	0.00%	0.00%
12/31/2020	\$12,534.90	\$12,534.90	0.18%	0.18%
03/31/2021	\$252,511.76	\$265,046.66	3.59%	3.76%
06/30/2021	\$208,231.43	\$473,278.09	2.96%	6.72%
09/30/2021	\$496,435.67	\$969,713.76	7.05%	13.77%
12/31/2021	\$214,449.01	\$1,184,162.77	3.05%	16.82%

ESG-CV Subrecipient Commitments and Draws by Activity Category :

Subrecipient	Activity Type	Committed	Drawn
ORANGE COUNTY	Administration	\$202,422.00	\$108,229.70
	Total	\$202,422.00	\$108,229.70
	Total Remaining to be Drawn	\$0.00	\$94,192.30
	Percentage Remaining to be Drawn	\$0.00	46.53%
Catholic Charities of Central Florida, Inc.	Homeless Prevention	\$600,000.00	\$0.00
	Total	\$600,000.00	\$0.00
	Total Remaining to be Drawn	\$0.00	\$600,000.00
	Percentage Remaining to be Drawn	\$0.00	100.00%
Coalition for the Homeless of Central Florida	Shelter	\$229,072.00	\$203,928.06
	Homeless Prevention	\$450,000.00	\$0.00
	Total	\$679,072.00	\$203,928.06
	Total Remaining to be Drawn	\$0.00	\$475,143.94
	Percentage Remaining to be Drawn	\$0.00	69.97%
Harbor House of Central Florida, Inc.	Shelter	\$95,000.00	\$83,057.32
	Total	\$95,000.00	\$83,057.32
	Total Remaining to be Drawn	\$0.00	\$11,942.68
	Percentage Remaining to be Drawn	\$0.00	12.57%
Homeless Services Network of Central Florida	Shelter	\$0.00	\$0.00
	Rapid Re-Housing	\$477,459.00	\$0.00
	Total	\$477,459.00	\$0.00
	Total Remaining to be Drawn	\$0.00	\$477,459.00
	Percentage Remaining to be Drawn	\$0.00	100.00%
Family Promise of Greater Orlando	Shelter	\$455,500.00	\$255,499.94
	Total	\$455,500.00	\$255,499.94
	Total Remaining to be Drawn	\$0.00	\$200,000.06
	Percentage Remaining to be Drawn	\$0.00	43.91%
The Salvation Army	Shelter	\$369,000.00	\$224,000.00
	Total	\$369,000.00	\$224,000.00
	Total Remaining to be Drawn	\$0.00	\$145,000.00
	Percentage Remaining to be Drawn	\$0.00	39.30%
Covenat House Florida, Inc	Shelter	\$165,232.00	\$104,093.00
	Total	\$165,232.00	\$104,093.00
	Total Remaining to be Drawn	\$0.00	\$61,139.00
	Percentage Remaining to be Drawn	\$0.00	37.00%
Embrace Families Solutions, Inc	Homeless Prevention	\$395,208.00	\$251,501.39
	Total	\$395,208.00	\$251,501.39
	Total Remaining to be Drawn	\$0.00	\$143,706.61
	Percentage Remaining to be Drawn	\$0.00	36.36%

ESG-CV Subrecipients by Activity Category

Activity Type	Subrecipient
Shelter	Coalition for the Homeless of Central Florida
	Harbor House of Central Florida, Inc.
	Homeless Services Network of Central Florida
	Family Promise of Greater Orlando
	The Salvation Army
	Covenat House Florida, Inc
Homeless Prevention	Catholic Charities of Central Florida, Inc.
	Coalition for the Homeless of Central Florida
	Embrace Families Solutions, Inc
Rapid Re-Housing	Homeless Services Network of Central Florida
Administration	ORANGE COUNTY

SAGE – HMIS REPORTING REPOSITORY

HUD ESG-CV CAPER – Fifth Quarter Reporting (7/1/2021 to 9/30/2021)



HUD ESG-CV

Grant: **ESG: Orange County - FL - Report** Type: **ESG-CV**

Report Date Range

7/1/2021 to 9/30/2021

Report first submitted to HUD on

10/29/2021

Reporting Requirements Identified

Have you executed your ESG-CV Grant Agreement? **Yes**

Have you made any expenditures? **Yes**

Identify the expenditures made to date **Admin, Emergency Shelter, Rapid Re-Housing, Homelessness Prevention**

HMIS/VSP Contacts Identified

Organization	HMIS/VSP ID	VSP?	Contact Name	Contact Email	Contact Phone
Harbor House of Central Florida, Inc.	DV	Yes	Danielle Miller	dmiller@HarborHouseFL.com	(407)703-2891
Homeless Services Network of Central Florida, Inc.	HSN	No	Agustin Paz	agustin.paz@hsncfl.org	(407)893-0133 611

Project and Bundle List

Component Type	Subrecipient	Sub-subrecipient	Project Name	Carried Forward?	Start Date	End Date	HMIS ID	HMIS Full Name	VSP?	Bundle - Quarterly	Bundle Sent?	Bundle - Cumulative	Bundle Sent?
Emergency Shelter (CV)	Coalition for the Homeless of Central Florida Inc.		Men's Service Center (MSC)	Y	4/1/2020	9/30/2021	HSN	Homeless Services Network of Central Florida, Inc.	No	HSN-ES-CV-1	Yes	HSN-ES-CV-2	Yes
Emergency Shelter (CV)	Coalition for the Homeless of Central Florida Inc.		Center for Women and Families (CWF)	Y	4/1/2020	9/30/2021	HSN	Homeless Services Network of Central Florida, Inc.	No	HSN-ES-CV-1	Yes	HSN-ES-CV-2	Yes
Emergency Shelter (CV)	Covenant House Florida Inc.		Youth Shelter - Safe-Haven Program	Y	4/1/2020		HSN	Homeless Services Network of Central Florida, Inc.	No	HSN-ES-CV-1	Yes	HSN-ES-CV-2	Yes
Emergency Shelter (CV)	Family Promise of Greater Orlando Inc.		Interfaith Hospitality Network (IHN) Shelter Program	Y	4/1/2020		HSN	Homeless Services Network of Central Florida, Inc.	No	HSN-ES-CV-1	Yes	HSN-ES-CV-2	Yes
Emergency Shelter (CV)	Harbor House of Central Florida Inc.		DV Emergency Shelter	Y	4/1/2020	9/30/2021	DV	Harbor House of Central Florida, Inc.	Yes	DV-ES-CV-1	Yes	DV-ES-CV-2	Yes
Emergency Shelter (CV)	The Salvation Army of Orlando, Florida		Men's Lodge	Y	4/1/2020		HSN	Homeless Services Network of Central Florida, Inc.	No	HSN-ES-CV-1	Yes	HSN-ES-CV-2	Yes
Emergency Shelter (CV)	The Salvation Army of Orlando, Florida		Women & Children's Lodge	Y	4/1/2020		HSN	Homeless Services Network of Central Florida, Inc.	No	HSN-ES-CV-1	Yes	HSN-ES-CV-2	Yes
Homelessness Prevention	Catholic Charities of Central Florida, Inc.		Family Stabilization Program (HP)	N	4/1/2021		HSN	Homeless Services Network of Central Florida, Inc.	No	HSN-HP-1	Yes	HSN-HP-3	Yes
Homelessness Prevention	Coalition for the Homeless of Central Florida Inc.		Crisis Assistance Program (HP)	N	4/1/2021		HSN	Homeless Services Network of Central Florida, Inc.	No	HSN-HP-1	Yes	HSN-HP-3	Yes
Homelessness Prevention	Embrace Families Solutions, Inc.		Family Homeless Prevention Program	Y	4/1/2020	9/30/2021	HSN	Homeless Services Network of Central Florida, Inc.	No	HSN-HP-1	Yes	HSN-HP-2	Yes
PH - Rapid Re-Housing	Homeless Services Network of Central Florida, Inc.		Rapid Re-housing (Rental Assistance)	Y	4/1/2020		HSN	Homeless Services Network of Central Florida, Inc.	No	HSN-RRH-1	Yes	HSN-RRH-2	Yes
PH - Rapid Re-Housing	Homeless Services Network of Central Florida, Inc.	Catholic Charities of Central Florida, Inc.	Rapid Re-housing (Supportive Services)	Y	4/1/2020		HSN	Homeless Services Network of Central Florida, Inc.	No	HSN-RRH-1	Yes	HSN-RRH-2	Yes
PH - Rapid Re-Housing	Homeless Services Network of Central Florida, Inc.	Coalition for the Homeless of Central Florida, Inc.	Rapid Re-housing (Supportive Services)	Y	4/1/2020		HSN	Homeless Services Network of Central Florida, Inc.	No	HSN-RRH-1	Yes	HSN-RRH-2	Yes
PH - Rapid Re-Housing	Homeless Services Network of Central Florida, Inc.	Community Hope Center of Osceola County, Inc.	Rapid Re-housing (Supportive Services)	Y	4/1/2020		HSN	Homeless Services Network of Central Florida, Inc.	No	HSN-RRH-1	Yes	HSN-RRH-2	Yes

Component Type	Subrecipient	Sub-subrecipient	Project Name	Carried Forward?	Start Date	End Date	HMIS ID	HMIS Full Name	VSP?	Bundle - Quarterly	Bundle Sent?	Bundle - Cumulative	Bundle Sent?
PH - Rapid Re-Housing	Homeless Services Network of Central Florida, Inc.	Miracle of Love, Inc.	Rapid Re-housing (Supportive Services)	Y	4/1/2020		HSN	Homeless Services Network of Central Florida, Inc.	No	HSN-RRH-1	Yes	HSN-RRH-2	Yes

CUMULATIVE Projects carried out during the program year (according to files that have been uploaded)

Components	Projects	Total Persons Reported	Total Households Reported
Emergency Shelter/Temporary Emergency Shelter	7	4234	3619
Day Shelter	0	0	0
Transitional Housing	0	0	0
Total Emergency Shelter Component	7	4234	3619
Total Street Outreach	0	0	0
Total PH - Rapid Re-Housing	5	163	46
Total Homelessness Prevention	3	171	45

QUARTERLY Projects carried out during the program year (according to files that have been uploaded)

Components	Projects	Total Persons Reported	Total Households Reported
Emergency Shelter/Temporary Emergency Shelter	7	1250	1080
Day Shelter	0	0	0
Transitional Housing	0	0	0
Total Emergency Shelter Component	7	1250	1080
Total Street Outreach	0	0	0
Total PH - Rapid Re-Housing	5	117	33
Total Homelessness Prevention	3	84	22

Narrative for Projects Missing on Previous Submission

Explain why there are projects newly-entered in this submission which started in the previous period and were not reported then

Orange County has recently executed subrecipient agreements for ESG-CV2 funds. The following two projects are new projects being added to the Quarterly Report for ESG-CV as a result:
 1) Catholic Charities of Central Florida, Inc. - homeless prevention; and
 2) Coalition for the Homeless of Central Florida, Inc. - homeless prevention.
 Both subrecipient agreements were executed on July 26, 2021, and are retroactive to April 1, 2021.

Information on Allowable Activities

Temporary Emergency Shelters – essential services	No
Temporary Emergency Shelters – operating costs	No
Temporary Emergency Shelters – leasing existing real property or temporary structures	No
Temporary Emergency Shelters – acquisition of real property	No
Temporary Emergency Shelters – renovation of real property	No
Training	No
Hazard Pay	No
Handwashing Stations, Portable Bathrooms, Laundry Service	No
Landlord Incentives	No
Volunteer Incentives	No
Transportation (community-wide transport for testing or vaccination)	No
Vaccine Incentives	No
Coordinated Entry COVID Enhancements	No
I have completed all the fields on this form relevant to this submission	Yes

Financial Information

Category	This Quarter	Total Previous Submissions	Total Current + Previous
Expenditures for Homelessness Prevention			
Rental Housing	39,866.67	86,236.15	126,102.82
Relocation and Stabilization Services - Financial Assistance	13,514.82	53,785.97	67,300.79
Relocation and Stabilization Services - Services	13,025.22	59,973.13	72,998.35
Hazard Pay (<i>unique activity</i>)		0.00	0.00
Landlord Incentives (<i>unique activity</i>)		0.00	0.00
Volunteer Incentives (<i>unique activity</i>)		0.00	0.00
Training (<i>unique activity</i>)		0.00	0.00
Subtotal Homelessness Prevention	66,406.71	199,995.25	266,401.96
Expenditures for Rapid Rehousing			
Rental Housing	184,916.96	56,790.99	241,707.95
Relocation and Stabilization Services - Financial Assistance	30,053.59	18,473.69	48,527.28
Relocation and Stabilization Services - Services	51,094.58	27,128.64	78,223.22
Hazard Pay (<i>unique activity</i>)		0.00	0.00
Landlord Incentives (<i>unique activity</i>)		0.00	0.00
Volunteer Incentives (<i>unique activity</i>)		0.00	0.00
Training (<i>unique activity</i>)		0.00	0.00
Subtotal Rapid Rehousing	266,065.13	102,393.32	368,458.45
Expenditures for Emergency Shelter (Normal)			
Essential Services	88,229.53	294,819.89	383,049.42
Operations	79,099.48	437,685.05	516,784.53
Renovation	0.00	7,250.00	7,250.00
Major Rehab		0.00	0.00
Conversion		0.00	0.00
Hazard Pay (<i>unique activity</i>)		0.00	0.00
Volunteer Incentives (<i>unique activity</i>)		0.00	0.00
Training (<i>unique activity</i>)		0.00	0.00
Subtotal Emergency Shelter	167,329.01	739,754.94	907,083.95
Expenditures for Temporary Emergency Shelter			
Essential Services		0.00	0.00
Operations		0.00	0.00
Leasing existing real property or temporary structures		0.00	0.00
Acquisition		0.00	0.00
Renovation		0.00	0.00
Hazard Pay (<i>unique activity</i>)		0.00	0.00
Volunteer Incentives (<i>unique activity</i>)		0.00	0.00
Training (<i>unique activity</i>)		0.00	0.00
Other Shelter Costs		0.00	0.00
Subtotal Temporary Emergency Shelter	0.00	0.00	0.00
Expenditures for Street Outreach			
Essential Services		0.00	0.00
Hazard Pay (<i>unique activity</i>)		0.00	0.00
Handwashing Stations, Portable Bathrooms, Laundry Services (<i>unique activity</i>)		0.00	0.00
Volunteer Incentives (<i>unique activity</i>)		0.00	0.00
Training (<i>unique activity</i>)		0.00	0.00
Subtotal Street Outreach	0.00	0.00	0.00
Other ESG-CV Expenditures			
Cell Phones - for persons in Coc/YHDP funded projects (<i>unique activity</i>)			0.00
Coordinated Entry COVID Enhancements (<i>unique activity</i>)			0.00
Training (<i>unique activity</i>)		0.00	0.00
Vaccine Incentives (<i>unique activity</i>)			0.00
HMIS		0.00	0.00
Administration	19,097.43	80,554.61	99,652.04
Subtotal Other Expenditures	19,097.43	80,554.61	99,652.04

Total ESG-CV Expenditures

518,898.28 1,122,698.12 1,641,596.40

Contact Information

Prefix
First Name **Janna**
Middle Name **O.**
Last Name **Souvorova**
Suffix
Organization **Orange County Government**
Department **PEDS/Housing and Community Development**
Title **Chief Planner**
Street Address 1 **525 E. South St.**
Street Address 2
City **Orlando**
State / Territory **Florida**
ZIP Code **32801**
E-mail Address **janna.souvorova@ocfl.net**
Confirm E-mail Address **janna.souvorova@ocfl.net**
Phone Number **(407)836-0963**
Extension
Fax Number

Additional Comments

This optional form is provided for recipients to provide any explanations or other information they believe would be helpful to HUD as they review this submission.

Orange County is in the process of executing additional subrecipient agreements for ESG-CV2 funds for rapid re-housing and non-congregate shelter activities. Both agreements will be retroactive to October 1, 2021, and these projects will be included in the next quarterly submission.

